

By exhaling carbon dioxide (CO₂) are you
really destroying our planet?

Dump climate alarmism. Instead, stop real
pollution to protect our environment.

THRIVING WITH NATURE & HUMANITY



replacing fear, guilt and control
with facts, forgiveness and freedom

SCIENTIFICALLY REFERENCED BRIEFING PAPER ON CLIMATE FOR MEMBERS OF PARLIAMENT

Adapted from an address to current and future industry and community leaders
BY MALCOLM ROBERTS

Contents

You and most people inherently care for our environment	2
Climate confusion and alarm	4
Understanding and clarity as the basis for effective care	6
1. Earth misrepresented	9
Unmasking the source of climate alarm	
2. Earth speaks	16
Understanding climate drivers by exploring Nature to fulfil inherent human needs to support our environment	
3. Earth reveals	30
Exploring climate alarm through understanding the Human Condition	
4. Earth convicted	39
Exposing hidden conflicts of interest and loss of freedom	
5. Earth's reality emerges	45
Replacing external control with personal consciousness and true forgiveness	
6. Earth abounds	48
Discovering ways to sustainably address Earth's greatest environmental and humanitarian challenges and protect freedom	
Acknowledgments	51
Author's declaration of personal interests	52
References	53



You and most people inherently care for our environment

Today, security has broadened beyond economic and military security to encompass many facets of life including health, safety, community and environmental. What I've seen in many nations and in all industry sectors is that care for our planet and our natural environment is inherent in humans. At our core, we feel concerned about fouled and toxic air, skies, water, oceans, beaches, land and food. We have green hearts and want to stop pollution. We care for our natural environment, our beautiful planet.

In developed nations, modern technology and inherent care for Earth mean city air is cleaner than it has been for hundreds of years. Technology and improved understanding of Nature raises crop yields, minimising land clearing for food. Yet, at times, in ignorance or fear, people damage the environment. Once humans are aware though of our actions we rectify—removing petrol (gasolene) lead, saving the Bald Eagle, changing farming practices to conserve water and topsoil

Deep within, we all know we share our own personal source with all people, animals and life forms—we are of the universe, in unity with all life.

Environmental responsibility, sound engineering and commercial acumen are natural partners because all aim to minimise waste. Fulfilling environmental responsibilities minimises waste and maximises productivity—it makes sound business sense. Balanced fulfilment of environmental responsibilities provides commercial advantage.

Today, perceptions of environmental damage—even perceptions not rooted in integrity—can remove consent to manufacture, mine or farm. As political processes enmesh with sensationalist media headlines some politicians and executives become wind vanes. Instead, industry needs leaders with character to ensure informed and responsible community perceptions and to protect our nation's future.

Effective, sustained leadership at all levels and in all spheres—industry, corporate, community—is ultimately based on three factors. Firstly, sound use of data to develop understanding and clarity on which to base informed, responsible decisions. Secondly, integrity of character driving sound decisions based on facts. Thirdly, solid relationships to implement decisions.

Understanding climate alarm illustrates challenges facing leaders globally in industry and in our communities and nations.





Climate confusion and alarm



The genuine environment and conservation movement is one of the most important social movements on Earth. Yet, its credibility is endangered by confused and fearful politicians, alarmist activists, sensationalist media and prominent extremists with financial conflicts of interest.

Today we hear constant messages about the changing climate and the dire consequences that may have for our beautiful planet. Hearing loud, contradictory accusations and predictions of planetary doom you may feel confused about what and who to believe. Supposed experts disagree on both what is happening to our planet and the causes of what is happening. Yet we're told there is universal agreement global warming was caused by humans.

Our gut may be in turmoil because what we're told is a "climate crisis" contradicts our high school science. Museums and national park visitor centres display accepted science on Earth's many previous even warmer periods - all of which were natural. How has carbon dioxide suddenly become pollution and natural exhaled air become damaging?

You may feel guilty exhaling carbon dioxide when breathing or using energy warming your home, driving to work or buying your family food. We're told we're exploiting our planet squandering excessive resources simply seeking a secure and healthy life with a little comfort and ease.

When hearing "we may already be beyond the tipping point - a place of no return" you may fear causing irreparable damage. We're told millions of people will be displaced or killed by violent storms and disease. We're told rising oceans will drown vast tracts of the world's prime agricultural land and food source. We've heard we'll kill millions of animals and plants, make thousands extinct and destroy Nature's beauty. Uncertainty drives insecurity about ourselves, our children and our supposedly crippled planet. This insecurity destroys people's confidence and futures because we're told 'it's the end of life as we know it'!

It's clear our climate, including temperatures, continually varies. Examination of this ongoing variation becomes alarm when doom is predicted from the presence of humans on Earth. Many people feel powerless and immobilised which only deepens their mix of confusion, desperation, apathy and panic.

Using our inherent care for Earth, we need to explore climate alarm to discover reality as a solid foundation for clear, confident, meaningful care for our planet and as a foundation for responsible leadership.





Understanding and clarity as the basis for effective care

You will rediscover reassurance, hope and even greater ability to care for Earth when you understand how feelings of alarm and confusion were created, and how alarm and confusion actually increase pollution.

Global Warming and pollution are separate issues

Pollution such as nitrous oxides, particulates and unburned fuel in air, heavy metals in soil and groundwater contamination is detrimental to our health, security and spirit and to our planet. Pollution robs Nature of vitality and beauty which robs us of vitality and joy.

You may think global warming needs to be treated as seriously as pollution yet they're actually different issues and we should be even more concerned about the core issue—climate alarm. That's because throughout human history actions driven by fear produced solutions far worse than the initial perceived problem.

The danger of unfounded needless fear

When core problems remain buried by alarm they grow to be far more damaging and even impossible to manage while attention and valuable finite resources are diverted and wasted. Fear and panic can bypass rationality leaving people vulnerable to manipulation and control. This enables pursuit of narrow interests. Truth can be hidden or ignored and decisions no longer based on fact are driven by the most politically cunning, dishonest or greedy personal agendas, often at the expense of our environment and fellow humans, especially the vulnerable and poor.

Because the climate debate is riddled with confusion you may be afraid that if you question climate alarm you're enabling pollution. But what I've seen is that we much more effectively combat real pollution when we are free of fear and confusion about what is happening - when we have clarity.

You may think we can wait for others to remove confusion. What I've seen though is waiting for others can deepen confusion, increase stress and rob us of personal power. That's because addressing confusion ourselves provides understanding, clarity and confidence.

Clarity begins by understanding factors affecting climate. Clarity grows by understanding the causes and greatest environmental impacts of pollution. Clarity sharpens through understanding human behaviour including the creation and impacts of alarm. When we're willing to understand and re-evaluate the source of alarm and confusion and willing to wholeheartedly question and re-evaluate what we've been told then the danger and inherent weakness of control, fear and guilt are replaced by reality, hope and freedom.

To fulfil our personal physical, mental and spiritual needs by stopping pollution and enriching life, both our appreciation of Nature and our care for Earth need to be informed and conscious.

Fully alive, informed and exercising free choice we regain the opportunity and ability to lead in the best interests of ourselves, our family, our employer, our community, our industry, our fellow humans and our planet.

Six steps to freedom and care

By understanding climate alarm and Nature's climate reality we replace fear with inherent care's constructive energy guided by consciousness of reality.

To illustrate principles for effective leadership this paper will show you how to be informed and conscious about climate reality with 'Six Steps To Freedom and Care' using Nature's facts to dissolve fear into freedom:

1. [*Earth misrepresented*](#)—unmasking the source of climate alarm
2. [*Earth speaks*](#)—understanding climate drivers by exploring Nature to fulfil inherent human needs to support our environment
3. [*Earth reveals*](#)—exploring climate alarm through understanding the Human Condition
4. [*Earth convicted*](#)—exposing hidden conflicts of interest and loss of freedom
5. [*Earth's reality emerges*](#)—replacing external control with personal consciousness and true forgiveness
6. [*Earth abounds*](#)—discovering ways to sustainably address Earth's greatest environmental and humanitarian challenges and protect freedom

As a topic, climate presents numerous challenges. The first is in balancing the need for accuracy and comprehensive detail with the need for brevity and direct relevance to leaders. It is necessary to present comprehensive scientific data in a simple, clear manner that remains accurate while being meaningful to a wide range of audience technical levels. Secondly, even though scientific knowledge of our planet's climate is growing rapidly there remains uncertainty in understanding climate. Thirdly, the apparent frequent exaggerations of alarm and the reluctance of some people, even scientists to be open and objective. Fourth, climate discussions, even scientific discussions, are bedevilled in confusion and conflicting statements often charged with emotion.

Clarity and objectivity start with understanding facts from Nature

To enable readers to discover understanding for themselves the first Step is to review what we are being told publicly and then Step 2 is to let Earth speak with facts from Nature.



1. Earth misrepresented



Unmasking the source of climate alarm

FACT The United Nations' Intergovernmental Panel on Climate Change (UN IPCC) was established under UN auspices in 1988. It does not carry out scientific research. It is the basis for some governments embracing climate alarm.

FACT Initially, the UN IPCC embraced and widely touted the Hockey Stick temperature graph even though it bypassed scientific peer review processes.

The UN IPCC's hockey stick temperature graph proven to be a falsity

FACT Initially claimed as proof that human activity causes global warming, the 'Hockey Stick' temperature graph by Mann et al (1998) is the foundation for Al Gore's movie 'An Inconvenient Truth' and of the argument that human activity caused global warming. It was used extensively in UN IPCC reports only to subsequently be proved an unscientific fabrication and dropped by the UN IPCC—after the UN IPCC used the graph to foster world-wide the unfounded illusion of rapid, unusual rising of global temperatures.

FACT The graph's construction bypassed peer review processes and without proof contradicted hundreds of scientists by falsely purporting Earth's recent temperatures to be far hotter than at any time in the previous 1,000 years. It is a fabrication discredited by scientists worldwide. Many scientists have validated two Canadian statisticians McKittrick and McIntyre in exposing unscientific and error-filled processes used to manipulate data and fabricate the hockey stick graph. Michaels (2005 chapter 2), Singer (2008), McIntyre and McKittrick (2005), Wegman in chapter 2 of the book by Canadian environmentalist Solomon (2008).

FACT Recently, it was confirmed (Jolis, 2009 and McIntyre, 2009b) that the other similar graph by Keith Briffa was fabricated through selective and misleading use of data. With appropriate data selection the purported elevation of recent temperatures disappears.

Significantly, both Mann and Briffa appear deeply enmeshed in the apparent scandal of misrepresenting climate and fabricating unfounded climate alarm at the University of East Anglia's Hadley Climate Research Unit (CRU), a key contributor to UN IPCC reports.

FACT Joining the UN IPCC's falsified temperature graph, the UN IPCC's depiction of continually rising atmospheric carbon dioxide (CO₂) levels has been exposed as fraudulent. Solomon (2008).

The UN IPCC falsified atmospheric carbon dioxide (CO2) levels

Zbigniew Jaworowski is an internationally eminent atmospheric scientist, ice core expert and participant in the UN Environmental Program, UNEP.

FACT Quoting Jaworowski in Solomon (2008): Scientists have been studying and measuring “CO2 since the beginning of the nineteenth century, and they have left behind a record of tens of thousands of direct real-time measurements. These measurements demonstrate, for example, that CO2 concentrations in the atmosphere have (naturally) fluctuated greatly and that several times in the past 200 years CO2 concentrations have exceeded today's levels”. Nevertheless, Jaworowski says: “the IPCC rejects these direct measurements, some taken by Nobel Prize winners”.

FACT Beck (2007) supported by Carter (2007) reveals 90,000 past accurate atmospheric CO2 measurements over the last 180 years show the UN IPCC ignores the science that proves CO2 has, in recent times, been 15-40% higher than current levels.

FACT Jaworowski (Solomon, 2008) reveals the UN IPCC fabricated graphs depicting rising CO2 by unscientifically and without foundation moving relative to its axes a plot of inaccurate CO2 recordings made from ice cores. That is fraud.

The UN IPCC is not a scientific body

FACT According to Lord Monckton's 2007 public speech at Cambridge University, the UN IPCC's 1995 Scientific Report draft included the following three statements:

1. “None of the (scientific) studies cited above has shown clear evidence that we can attribute the observed (climate) changes to the specific cause of increases in greenhouse gases”. Source, UN IPCC, 1995.
2. “No study to date has positively attributed all or part (of observed climate change) to anthropogenic causes”. Source, UN IPCC, 1995.
3. “Any claims of positive detection of significant climate change are likely to remain controversial until uncertainties in the total natural variability of the climate system are reduced” Source, UN IPCC, 1995.

Yet, in the UN IPCC's 1995 summary Report for Policymakers widely distributed through the media, all three of the above statements by UN IPCC scientists were removed and replaced with: “The balance of evidence suggests a discernible human influence on global climate”. Source, UN IPCC 1995 rewrite. Monckton (2007b).

FACT As a result of such unscientific political behaviours, senior UN IPCC scientists including Singer, Michaels, Landsea and Christy are leading the growing spontaneous worldwide people's movement exposing and opposing UN IPCC falsities.

Other unscientific UN IPCC actions include:

- Falsely inferring 2,500 scientists support the UN IPCC's conclusion that human activity caused global warming. McLean (2009a, 2007a) shows only 62 individuals (including 5 government agencies) reviewed Chapter 9 which claims human causation. Of these only 5 individuals endorsed the claim. Five! Note that McLean's papers cannot be sensibly refuted since they merely present data on UN IPCC report writing and review processes with that data obtained from the UN IPCC itself. McLean provides data and in reference to the notion the UN IPCC's conclusions are supported by 2,500/4,000 scientists states clearly: "*There's no question whatsoever. It's utterly wrong*".
- Perpetrating unscientific and prejudicial practices revealed by McLean (2007b, 2007c, 2008) using data obtained from the UN IPCC.
- Altering UN IPCC scientists' graphs and data to support the UN IPCC's political reports. (Singer, 2008).
- Writing UN IPCC political summaries before scientific summaries and forcing changes to UN IPCC scientific reports. (Singer, 2008).
- Using numerous practices that in business would constitute fraud. (Michaels 2005, Singer, 2008).
- Bypassing the UN IPCC's own 'scientific' procedures including peer review. (Singer, 2008).
- Falsely inferring scientists supported conclusions stated in UN IPCC political Summaries for Policymakers. Refer to Reiter and other UN IPCC scientists' in Durkin (2007).
- Using apparently deliberate errors in data and calculations. Monckton, (2007b) concludes: ".....to manipulate data to fit the UN IPCC's (political) ends was a *"downright, outright dishonesty and gross scientific inaccuracy"*. The late Professor Frederick Seitz, former President of the USA's National Academy of Sciences concluded similarly (Seitz, 2007).
- Perpetrating 18 significant misleading, incomplete, incorrect, wrong or inadequate statements or usages. Michaels (2005).
- Ignoring significant benefits of global warming (Singer, 2008).

FACT Many UN IPCC claims do not withstand independent scrutiny and have even been subsequently revised by the UN IPCC (Singer, 2008).

FACT Solomon (2008) illustrates significant common errors in UN IPCC work driven by the creation of a huge pool of government funding for research as politicians, spurred by UN IPCC reports, insinuate commitment to climate research. Quoting Jaworowski: "*Improper manipulation of data and arbitrary rejection of readings that do not fit the pre-conceived idea of manmade warming is common in many glaciological studies of greenhouse gases*". His comments confirm those of many peers including eminent UN IPCC scientists such as Singer, Michaels and Landsea (Solomon, 2008).

FACT UN IPCC claims of human causation of global warming have been reduced to one fragment that has itself been proved to be wrong: faulty and failed computer model projections of climate.

The UN IPCC relies entirely and only on unfounded faulty computer projections

FACT The UN IPCC's 1998 projections forecast rising temperatures as atmospheric CO2 levels rose. Yet in the ten years since, as CO2 continued rising naturally, actual temperatures fell as Earth cooled.

Figure 1 shows the models got it completely wrong over the last 10 years. How can the UN IPCC be confident at all about 100 years into the future? It cannot. The UN IPCC bases its political reports' entirely on faulty, failed computer models. (Michaels 2005, Singer 2008, Leyland, 2009).

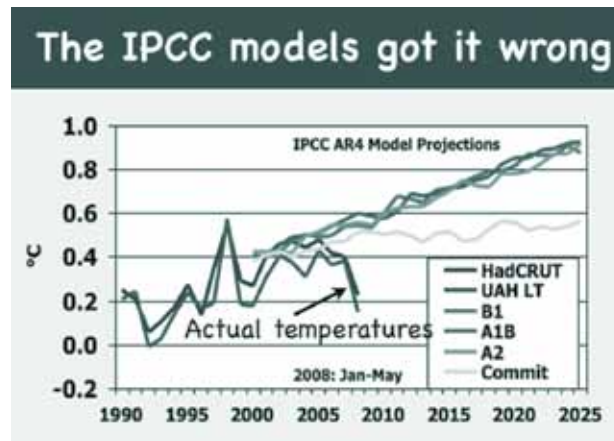


Figure 1. IPCC Models Are Flawed and Wrong (From Leyland, 2009)

This gross failure to even project direction of temperature movement let alone quantum was expected. In Table 2.11 of its 2007 report, the UN IPCC states that of its list of 16 factors driving temperature, 13 factors have a low or very low level of understanding. The UN IPCC claims only one factor has a high level of understanding - greenhouse gases - and yet that contradicts the Laws of Physics and actual measurements of heat flows in the bulk atmosphere. The UN IPCC's computer models omit both main climate drivers - key solar factors and ocean-atmosphere oscillations—widely known to be powerful drivers of climate.

The truth slipped out briefly and was soon buried and confused

FACT The truth slipped out briefly. McLean's (2007c) analysis of the UN IPCC's 2001 Third Assessment Report reveals, quote: "chapter 1 admitted that the changes in temperature did not necessarily mean that a human influence on climate had been identified and that the changes may be natural." The truth though was soon buried by a theory that contradicts the laws of Nature and physics. McLean notes that the UN IPCC's Fourth Assessment Report (2007) covered over those observations by burying this topic deep in the (lengthy) document after chapters that presented an overview followed by a chapter detailing the theoretical greenhouse effect and discussions of changes in atmospheric components and radiative forcing (ie, greenhouse gas production) and then three chapters dealing with observations. According to McLean, with each UN IPCC assessment report, discussion of theoretical greenhouse effects precedes discussion about observations. Says McLean: "We've also seen each report increasing the probability of a human influence in climate but the quality of evidence has scarcely improved so it looks like the IPCC is trying to justify its own existence."

Scientifically illiterate politicians and journalists have avoided the UN IPCC's seemingly complex scientific reports, preferring to rely on UN IPCC political Summaries for Policymakers that contradict the science. The result is public confusion and abdicating responsibility to the UN and to governments driven by polling stimulated by media sensationalism.

Few journalists have demonstrated the scientific understanding and courage to tackle the UN IPCC's claims.

There is no consensus on the UN IPCC's core claim of man-made global warming

FACT There is no scientific consensus supporting the notion that human activity caused global warming. The science is not settled that humans caused global warming. eg, over 31,000 scientists have signed a petition repudiating the Kyoto Protocol (Seitz, 2007) and over 700 scientists initially supporting human causation have, after examination of the data, publicly reversed their view (US Senate, 2008). Widespread scientific dissent is growing.

Key UN IPCC 'scientists' enmeshed in scandal

The Hadley CRU scandal provides a glimpse into methods apparently used by UN IPCC scientists fabricating the myth that humans caused global warming. Expert analysis of correspondence and data exposed by a disgruntled CRU whistleblower (Monckton, 2009d), exposes UN IPCC climate scientists apparently engaging in unscientific and criminal behaviour to misrepresent climate science for their own benefit. Referring to the exposed material, Lord Monckton (2009a) reveals, quote, "*the abject corruption of climate science*" including:

- suppressing of scientists with real data opposing the UN IPCC's political position;
- conspiring to keep relevant dissenting scientific results from UN IPCC reports and to influence the panel for political reasons;
- fabricating evidence purporting to show global warming;
- hiding evidence of global cooling;
- collaborating to fraudulently spread unfounded climate alarm;
- profiting by obtaining \$20 million in funds;
- corrupting and even bypassing peer review processes;
- tampering with data to conceal inconsistencies and errors;
- criminally conspiring to conceal and then destroy computer codes and data legitimately requested by an external researcher with sound reason for doubting the CRU's research was either competent or honest.

McLean's (2009b) detailed analysis of UN IPCC history reveals the UN IPCC's position is based on a biased and unfounded 1985 report that predated the UN IPCC's formation in 1988. McLean quotes UN authorities and UN Environmental Program bureaucrats to reveal that the UN IPCC has been on a predetermined political path promoting its claim that global warming was caused by humans even though there is no data supporting this claim. To maintain its position, some UN IPCC scientists and bureaucrats have clearly engaged in unethical, dishonest and unscientific activities.

Wishart (2009) provides many examples of unscientific activities by the UN IPCC in its distortion of science and climate. Wishart reveals unfounded and unwarranted deception by the current UN IPCC chairman.

Michaels and Balling (2009) are both respected climate scientists and contributors to the UN IPCC. They provide many examples including personal experience of state and national government corruption of climate data spreading unfounded climate alarm.

The Nongovernmental International Panel on Climate Change (NIPCC, 2009) is an international panel of nongovernment scientists and scholars (including eminent UN IPCC scientists) who have come together freely to understand the causes and consequences of climate change. Unlike the UN IPCC, the NIPCC is not prevented from exploring natural causes of climate change. NIPCC scientists are able to look at evidence the UN IPCC ignores. Because the NIPCC does not work for any governments, NIPCC scientists are not biased toward the assumption that greater government activity is necessary. Had the UN IPCC been a scientific body, this is the report it would likely have produced.

In its 2009 report entitled '*Climate Change Reconsidered*' the NIPCC's eminent scientists conclude, quote: "real-world observations do not support the UN IPCC's claim that current trends in climate and weather are "unprecedented" and, therefore, the result of anthropogenic greenhouse gases". In summary, the NIPCC's eminent scientists, including its UN IPCC scientists, prove there is no need for alarm and there is a need to recognize the many benefits of (natural) global warming.


FACT The UN IPCC's climate alarm though relied on a dishonestly fabricated temperature graph that contradicts internationally accepted science. It relies on a dishonest fabrication of CO2 levels that again contradicts science. It relies on faulty computer model projections that have failed completely over just ten (10) years. According to the UN IPCC's own reports, the basis for its projections is dubious since more than 80% of its listed climate drivers have low or very low levels of understanding and, inexplicably, models omit both major known natural drivers of climate.

Its own actions demonstrate the UN IPCC is a fundamentally corrupt and unscientific organisation. Canadian Solomon (2008) and New Zealander Wishart (2009) provide glaring examples of gross exaggerations and falsities driving climate alarm spread by the current UN IPCC chairman. McLean (2009a, 2009b) shows that the chairman has made unfounded falsities that are blatantly wrong and that such misrepresentations of climate science have been recurring systemically throughout the UN IPCC's history.

If the UN IPCC was a company, it would be up for fraud.

- It is clear that UN IPCC reports are not scientifically prepared and do contradict science.
 - The UN IPCC ignores natural causes of global warming.
 - Very few scientists support the UN IPCC's core claim that human activity warmed the planet globally and a huge number world-wide oppose the UN IPCC's core claim.
 - There is no scientifically measured evidence that human production of CO2 caused global warming.
 - Many UN IPCC claims are unscientific.
 - Many claims of the UN IPCC are false.
 - The lack of an effective peer review process and the unjustified dismissal of well-founded dissenting comments demonstrates UN IPCC reports were written to a predetermined aim to ensure a predetermined outcome.
-

After reviewing what we are being told publicly, let's listen to Nature.



2. Earth speaks



Understanding climate drivers by exploring Nature to fulfil inherent human needs to support our environment

Carbon dioxide—one of Nature's keys for maintaining environmental balance

- FACT** Oceans contain about 50 times more carbon dioxide, CO₂, than does the atmosphere. Oceans cover almost 70% of Earth's surface.
- FACT** Past entirely natural variations in atmospheric CO₂ have been similar to current variations with some more rapid. Earth's past CO₂ levels were much higher. Overall long term trend in CO₂ is downward. (Plimer, 2001)
- FACT** In every 2,600 molecules of Earth's atmosphere just one (1) molecule is CO₂. The exact amount is 380 parts of CO₂ per million parts of air. If our atmosphere was represented by the air in a 10 litre bucket, the CO₂ would be represented by just 3/4 of one 5 ml teaspoon. CO₂ is a 'trace gas'. Even quadrupling CO₂ it would remain a trace gas.
- FACT** CO₂ is a naturally occurring colourless, odourless, tasteless, invisible, harmless gas essential to all complex life on Earth—just like oxygen.
- FACT** Without CO₂, water vapour and oxygen all life on Earth would die. Plants thrive on CO₂, a natural essential aerial fertiliser. Some enclosed nurseries apply it at three times atmospheric levels to lift crop yields. Humans harmlessly enjoy carbonated liquids fizzing with CO₂ bubbles.
- FACT** Each year human activity (including industry and transport) produces an estimated 23 billion Tonnes of CO₂, yet that is only 3% of Earth's production because Nature produces 770 billion Tonnes, 33 times more than do humans. (Le Blanc-Smith, 2008). Alan Siddons cites US Department Of Energy report (2005) in turn citing UN IPCC estimates of only 3% being produced by humans (Siddons, 2008).
- FACT** Citing the same USA DOE report indicates Nature currently absorbs 98.5% of all CO₂ production made by humans and by Nature. Siddons (2008).
- FACT** As water temperature increases, the solubility of CO₂ in water decreases.
- FACT** Oceans and atmosphere are quite shallow in relation to oceans' vast surface area. As oceans warm by solar activity and variations in salinity and convection they release CO₂ into the atmosphere.

FACT Endersbee (2007 and 2008) shows consistent, close correlation of atmospheric CO₂ content and Sea Surface Temperature for the last 30 years. As oceans warm, CO₂ is liberated into the atmosphere.

FACT Since oceans contain an estimated 40,000 GT of dissolved carbon, a mere 0.55% loss from the ocean's reservoir would raise the atmosphere's carbon dioxide concentration 100 ppm accounting for the entire atmospheric increase claimed by the UN IPCC since 1850. Negligible human contribution.

FACT CO₂'s natural residence time before its removal from the atmosphere is estimated as five to seven years with recent scientific studies showing it is merely 12 months. In one volcanic eruption such as Krakatoa or Mt Pinatubo, Nature produces huge quantities of beneficial CO₂. Nature rapidly removes gaseous volcanic products including some toxic products in months because climate system and ecology feedback loops naturally maintain balance. (Spencer, 2008).

FACT CO₂ is not a pollutant. It is a natural part of respiration in all Earth's animals, it is a natural food and aerial fertiliser for plants and it is a vital part of Nature maintaining Earth's environmental balance. Earth is self-regulating to concentrations of CO₂ far greater than those currently being experienced and far greater than even the wildest most 'alarming' forecasts of human production of CO₂.

FACT Current levels of atmospheric CO₂ are not high and are lower than peak fluctuations during the last 200 years. Beck (2007), Carter (2007) and Jaworowski in Solomon (2008) reveal exact chemical measurements of atmospheric CO₂ in the nineteenth and twentieth centuries showed CO₂ was, at times, considerably higher than currently.

FACT During the early twentieth century atmospheric CO₂ levels increased during the Great Depression when industrial production fell. CO₂ was flat during World War 2 when industry was highly active. ie, there is limited correlation between atmospheric CO₂ and human industrial activity.

FACT Earth's oceans, soils, near-surface rocks and biomass contain 100,000 times the carbon contained in Earth's atmosphere (Plimer, 2009). Earth is naturally a carbon planet. Carbon is essential to life on Earth. Foods contain carbon. The human body is 18.5% carbon, the second most plentiful compound in our body after oxygen.

FACT Isotope analysis of atmospheric CO₂ confirms that the atmosphere remains in its natural state with no increase in the proportion of isotope associated with human production of CO₂. Not only does Nature produce 32 times more CO₂ annually than does all of humanity, Nature determines absorption rates of CO₂ from the atmosphere into the oceans, near-surface rocks, soil and biomass. Through Nature's carbon cycle, carbon in atmospheric CO₂ quickly returns to other forms of harmless, essential carbon. Regardless of humanity's relatively miniscule production of CO₂, Nature alone determines atmospheric CO₂ levels.

Global average temperatures - naturally

FACT Two sources of heat affect Earth's surface temperatures: the sun and Earth's interior.

FACT When small clouds pass overhead and block sunlight for a few minutes temperature drops. When a large cloud blocks sunlight for hours temperatures drop more. At night temperatures drop even more. In winter temperatures drop even more. To all species on Earth this is part of the process of life. Over millennia species have adapted to variations that last a few years (El Nino patterns), decades (variation in solar cycles), and even thousands of years during ice ages or warm climate optimums.

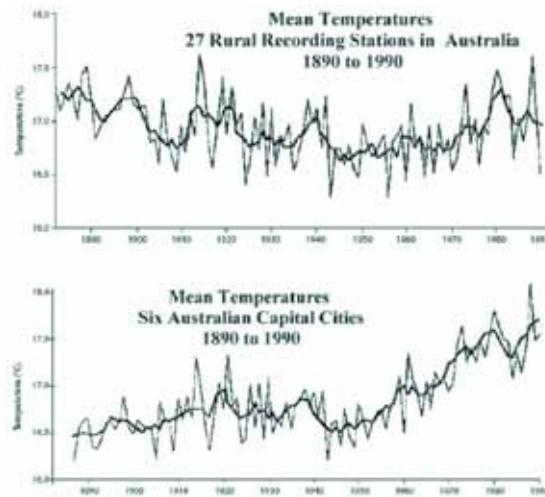


Figure 2. Country and City Temperatures Australia 1890 to 1998 (From Endersbee. 2005)

FACT Figure 2 from Endersbee (2005) shows that in the period 1890 through 1998 temperatures in Australia's six state capital cities increased by approximately one degree C. Yet temperatures in the country over the same period decreased. Archibald (2007) shows no increase in temperatures recorded by a set of USA country weather stations from 1883 to 2003.

FACT Endersbee (2005) states the increase in temperatures in large cities is due to the Urban Heat Island effect of increased quantities of black asphalt, reflective concrete and building materials together with reduction in foliage. This well known and widely recognised Urban Heat Island effect artificially raises temperatures and is far more significant than global climate factors.

FACT Canadian statistician Ross McKittrick (2008) shows that when one allows for the Urban Heat Island effect, there has been no global temperature increase since 1850.

FACT From a simple pairing of urban and rural sites across the USA a sixth grade student and his father, using data from the Goddard Institute for Space Studies (GISS) demonstrate clearly, quote:

"The urban sites show increased annual temperatures compared to rural sites."

"The difference in temperatures between the urban and rural sites is increasing."

"The average temperature of the rural sites surveyed is not increasing."

FACT The warmest year in modern times was 1934. The next three warmest were 1931, 1938 and 1939—all before humanity's latest industrialisation with higher CO₂ production. Other warm years: 1998, 1921, 2006, 1999 and 1953. (Plimer, McIntyre)

FACT Earth's apparently warmest decade of the twentieth century (1930's) and second warmest decade (1990's) and temperatures over the last decade were all cooler than the average for the last 3,000 years. Singer (2008). Earth's warmest decade since the industrial revolution in 1850 was the 1930's. This occurred during the Great Depression when industrial production was suppressed and well before the start of large human industrialisation. (NIPCC, Ed. Singer, 2008).

FACT The Arctic's warmest decade since measurement started straddled the 1930's-40's.

FACT Earth's latest warming period ended around 1998 and temperatures have since fallen. Carter (2008) states that temperature measurements using ground-based thermometers, weather-balloon mounted radiosondes and satellite-mounted microwave sensing units all agree that no warming has occurred since 1998. Once account is taken of the urban heat island effect on ground thermometers, little warming can be demonstrated since 1980 despite a claimed apparent 55ppm (17%) increase in atmospheric CO2 since then.

FACT From 1860 to 1910 Earth's estimated average global land surface temperatures showed a flat trend with considerable variation within that period. From 1910 to 1945 Earth's temperature rose. From 1945 to 1975 Earth's temperature fell and remained flat. From 1976 to 1998 Earth's temperature rose. From 1998 to the present Earth's temperature cooled and flattened.

FACT Arctic temperatures rose 1920-1940, fell markedly 1940-1965 and rose 1965-1998. Note the differences with global temperature. (Durkin, 2007) showing climate variability is often more regional than global.

FACT The Medieval Warming Period from 1100 through 1300AD was significantly warmer than the peak of Earth's latest temperature variations. See Figure 3 (c) from UN IPCC, 1990. McIntyre (2009a).

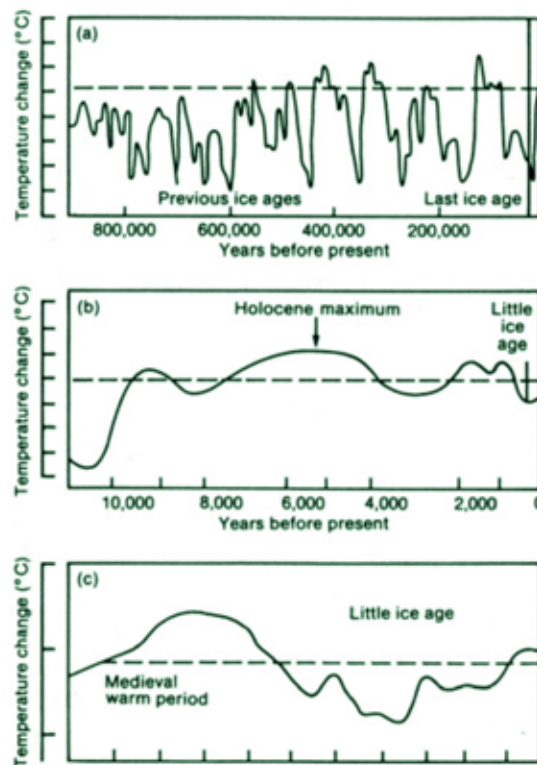


Figure 3. Warmer Temperatures in Earth's Recent Past. (From UN IPCC, 1990)

- FACT** Archibald (2007) finds temperature during the peak of the Medieval Warming Period to be 2 degrees C warmer than present.
- FACT** Archibald's findings show that during the coldest period of the recent Little Ice Age, Earth's average global temperature was 2 degrees C colder than today.
- FACT** This represents a temperature range of 4 degrees C in recent times on Earth during just the last 1,000 years.
- FACT** Warming on Earth during the twentieth century and since 1850 was just 0.4 degrees C. According to Archibald, ice melted in some high Swiss Alps passes uncovering artifacts from the Medieval Warming Period and the prior Roman Warm Period.
- FACT** Statistical testing shows that temperature variations since 1950 are within the range of natural temperature variation in terms of amount of change and speed of change. ie, they're perfectly normal.
- FACT** The Roman Warming Period 2,000 years ago was warmer than the Medieval Warming Period. The Holocene maximum temperature was warmer still (up to five degrees C above present) (CO2 Science 2009) and lasted for 3000 years 7000 to 4000 years ago. Figure 3 (b) from United Nations' Intergovernmental Panel on Climate Change, UN IPCC (1990).
- FACT** Earth's temperature has increased as part of a longer trend since the last major ice age a mere 10,000 years ago when temperatures rose by 10 – 20 degrees and again since the warmer, yet still cool Little Ice Age in 1650 – 1700.
- FACT** Earth's temperature falls for decades and then rises again with no correlation between CO2 and Earth's temperatures. Over periods of a few decades, temperature is not correlated with atmospheric CO2 concentration.
- FACT** The USA's "National Oceanic and Atmospheric Administration's PaleoClimate Program shows us that when dinosaurs roamed Earth, the Earth was much¹ warmer, the CO2 levels were 2 to 4 times² higher, and coral reefs were much more expansive. The Earth was then so productive that we are still using the oil, coal, and gas it generated." (UN IPCC lead author Everett, 2009).
- FACT** Internationally eminent geologist and award recipient Plimer (2009) states geological records show Earth has experienced ice ages with atmospheric CO2 levels far higher than today's levels. Earth has had past extended periods with far higher temperatures than today's.
-
- FACT** Earth's many past, entirely natural and more severe cooling and warming periods have always seen the planet return to equilibrium even after severe catastrophes from impact by large celestial bodies and from huge volcanic explosions that dwarf anything humans could create even with multiple nuclear weapons. This proves Earth's climate includes natural feedback loops that offset temperature swings. Without these Natural Balancing Mechanisms the first cooling period would have completely frozen Earth. Similarly, Earth's first warming period would have led to ever escalating heating. Climate science is now revealing some of the negative feedback loops. (Spencer, 2008 and Gray, 2008).
-

1 Some say 6-8 degrees C higher

2 Some say 2000 ppm or five times

- FACT** The ice caps are not disappearing. Antarctic land ice trends are increasing over most of the continent. Michaels (2005, chapter 4, page 74, 75).
- FACT** Opening of the Arctic's Northwest Passage is not unusual. Amundsen sailed it in 1907. It was open in 1926 and in the 1940's and at times during the 1800's.
- FACT** Currently, some glaciers are retreating and others are advancing because three main factors drive glaciation depending on glacier size and because regional variations in climate can be greater than global.
- FACT** For millions of years as each winter ends and summer starts, ice in glaciers and in Arctic and Antarctic ice sheets drip with water from melted ice while snow melts from mountain peaks and from ski resorts.
- FACT** Northern Hemisphere winters of 2007-2008 and 2008-2009 were predicted by scientists familiar with solar activity to be cooler than in preceding years. Predictions proved correct with Britain recording its coldest winter in around 20 years. Russian scientists have verified close links between solar activity and Earth's temperature and are predicting colder winters in coming years. Endersbee (2009).
- FACT** On all continents, record high temperatures were set many years ago; Africa's record high at El Azizia, Libya in 1922, Antarctica's in 1974, Asia's in 1942, Australia's in 1889, North America's in 1913, Europe's in 1881, Oceania's in 1912, South America's in 1905. (NOAA, 2009)

Temperatures lead and drive atmospheric CO2

- FACT** CO2 does not drive temperature. Seasonally and short term, atmospheric CO2 content is driven by ocean surface temperature. In the longer term temperatures drive CO2 with an apparent 400-800 year lag on solar activity.
- FACT** Released in 2003, finer resolution of ice core data on temperature proxies shows that past increases in Earth's temperature have led 400-800 years later to an increase in atmospheric CO2.
- FACT** Contrary to UN IPCC computer model projections, NASA satellites launched in 2002 have detected no increase in temperature in the Lower Troposphere.
- FACT** Joe D'Aleo (2009) provides statistical analysis showing that for the period 1895 to 2007 average USA temperatures correlate very closely with a combination of two important northern hemisphere weather cycles (Figure 4) being the Pacific Decadal Oscillation (associated with El Nino and La Nina cycles) and Atlantic Multidecadal Oscillation.



Figure 4. Close Correlation Between Temperature and Ocean Multidecadal Cycles (From D'Aleo, 2007)

FACT His analysis shows a lower yet strong correlation (Figure 5) between temperature and solar irradiance.

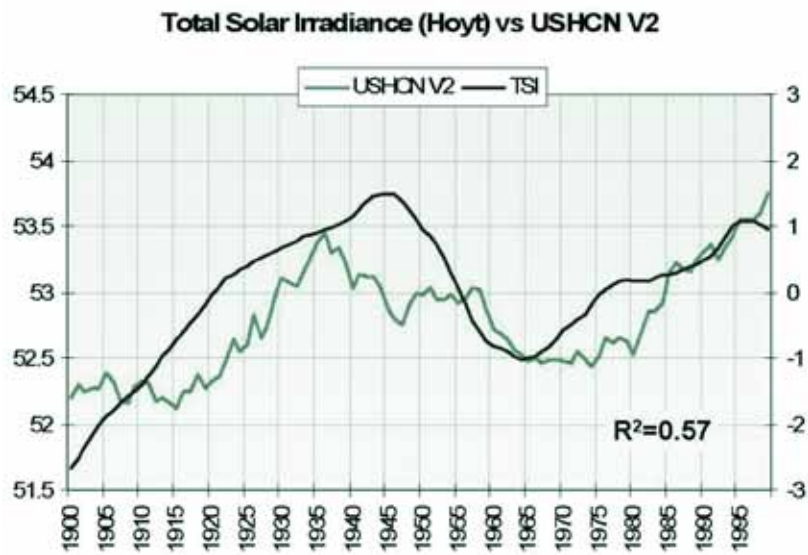


Figure 5. Correlation Between Temperature and Solar Radiance (From D'Aleo, 2007)

FACT The correlation of temperature with CO2 though is much lower (Figure 6) with periods such as the mid-twentieth century and (Figure 7) the last decade showing no correlation or even negative correlation.



Figure 6. Weaker Relationship Between Temperature and CO2 (From D'Aleo, 2007)

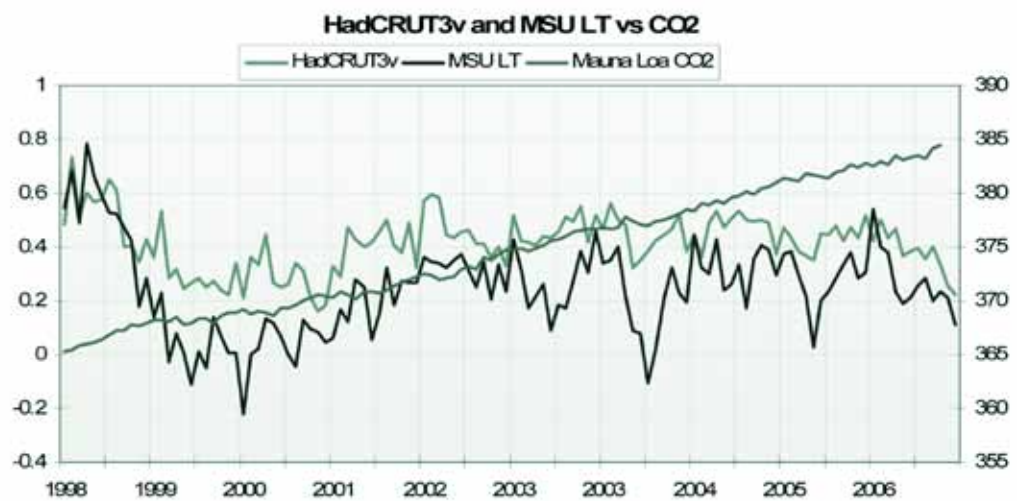


Figure 7. Negative Correlation Between Temperature and CO2 1998-2007 (From D'Aleo, 2007)

FACT McLean, de Freitas and Carter (2009) recently discovered strong correlation between the Southern Oscillation Index (SOI) and global tropospheric temperatures with a seven month lag. This confirms a widely held belief that temperature is consistently and dominantly influenced by such oscillations with the 1998 temperature peak being an El Nino year.

Yet, proponents of human causation of global warming claimed 1998's temperatures as evidence.

Factors driving climate—the dynamic sun radiating to a dynamic earth

FACT There appear to be hundreds, perhaps many hundreds of factors affecting global climate. These operate across many scales including the following partial list (with those likely most significant in *italics*):

- Galactic. eg, 150 million year cycle of our solar system passing through high cosmic wind radiation bands in our galaxy.
- Solar system and sun. These are many, varied and appear highly significant for climate including *variations in sun's solar output; output of solar particles; sun's magnetic field polarity and strength*; Earth's orbit; solar system's centre-of-gravity; Earth's axis tilt and precession; sun's polarity; sun spot cycles; moon's orbit.
- Planetary. These appear to include Earth's axis tilt; geotectonic and *volcanic activity*; many forms of energy including kinetic and magnetic; Earth's polarity and movement of the poles; length of day; seasons of the year; volume of water in the global hydrological cycle; Earth's geothermal heat flow; Earth's interior heat source – vastly greater by many orders of magnitude than oceans as a heat sink.
- Earth's surface. eg, topography; Earth's surface temperatures; seasonal variations in temperature; fires; relative differentials between regions around the Earth's surface, especially polar to tropical; photochemical –dynamical changes; sea ice; sea level; Earth's internal constitution.
- Atmospheric. eg, variations in strength of Earth's magnetic field – deflecting of photons; *atmospheric water content; cloud cover*; precipitation – rain, snow; variability in wind currents; lower and upper atmospheric temperatures and their relationships; natural aerosols (far outweigh human-made aerosols); ozone; natural mineral aerosols; atmospheric pressure; storm activity; auroral lights.
- Oceanic. eg, *ocean temperature; salinity; currents; sea surface temperatures*; iron content; Earth's tides due to interaction of sun and moon.
- *Cyclic regional decadal circulation patterns such as North American Oscillation and the southern Pacific ocean's El Nino together with their variation over time.*
- Biological. eg, marine phytoplankton producing natural aerosols like sea salt and dimethyl sulphide; enzyme action of microbes;
- Nature's large scale changes to vegetation.
- Interactions. eg, of wind currents and ocean currents; conversion of energy forms (eg, from sun's e-m energy to cloud seeds); environmental processes involving the interaction of climate, biological and geological processes and, at times, extraterrestrial bombardment by meteorites; area of snow cover; heat content and transfers spatially and vertically around and within Earth; heat transfers between ocean and atmosphere and between land and atmosphere;
- water vapour transfers spatially and vertically; release of volatiles at deep ocean vents.
- Human. eg, relatively tiny human production of aerosols (eg, soot); aircraft contrails; land use. Due to Earth's relative enormity, the impact of human factors is restricted to local and occasionally regional.

FACT Understanding has improved recently of the sun's huge effect on Earth directly, and indirectly through its variation triggering variation in other climate factors such as clouds.

FACT Perfect seasonal and short term correlation of atmospheric CO₂ content with ocean surface temperatures has recently been proved. Endersbee (2008).

FACT Not one scientist can reliably state the complete list of climate factors. Not one scientist can state the impact of each factor in isolation. Not one scientist can state the impact of the interdependent factors. Not one scientist can even state the direction of effect on climate. Not one. Evans (2008a).

UN IPCC's greenhouse gas theory disproved

FACT Scientist David Evans, former member of the Australian Federal Government's global warming task force says western governments have spent 50 billion dollars searching for evidence of warming due to human production of CO₂ and found no evidence. The UN's greenhouse gas *theory* not proved.

FACT The UN IPCC's greenhouse gas *theory* of global warming predicts significant rises in temperature in Earth's lower troposphere layer of the atmosphere. Carter (2009) shows that there has been no net increase in tropospheric (lower atmosphere) temperatures as measured by the best available means (weather balloons augmented since 2002 by satellites) since 1958. ie, despite a significant increase in human production of CO₂, there has been no net increase in Earth's global temperature. None. UN *theory* disproved.

FACT Earth's latest modest warming variation ended in 1998. Carter (2009) and D'Aleo (2007) show that despite continued increases in human production of CO₂, temperature stasis and a gentle cooling have occurred since 1998. Yet atmospheric CO₂ continues to increase because oceans continue to warm due to ocean circulation currents, salinity variations and lag on solar activity. UN *theory* disproved.

UN IPCC's greenhouse gas theory has no legs—it's not even a theory

FACT In 1909 responding to an earlier greenhouse warming scare and using a simple, replicable experiment the physicist RM Wood (1909) disproved the IR radiative effect that forms the basis for today's UN greenhouse gas *theory* of global warming.

FACT Varying types and quantities of gases in the atmosphere do affect heat transfer at molecular level. The effect is not significant and for practical purposes is essentially zero with gains offset by losses. Lindzen and Choi (2009) use real-world atmospheric measurements to show that Outgoing longwave radiation is not being trapped as predicted by the UN *theory*. Further, they show the UN *theory* incorrectly assumes positive feedback when in reality the feedback from increased CO₂ is negative. This echoes the work of Spencer (2008) and of many other eminent scientists, including UN IPCC scientists.

FACT Contrary to the laws of physics, the UN IPCC portrays the greenhouse effect as due to glass magically manufacturing heat and then claims the troposphere manufactures heat and selectively radiates it toward Earth. Contravening the laws of physics, the UN IPCC falsely claims heat flows from a cooler body (tropospheric air) to a warmer body (Earth's surface). Contradicting reality, the UN IPCC claims Earth's atmosphere acts as a closed greenhouse in which warming occurs due to the prevention of convection whereas in reality Earth's atmosphere vents heat from Earth's surface toward space due largely to free convection. The UN IPCC spreads these falsities as science.

FACT The UN's greenhouse *theory* is based on a false premise. It contradicts the Laws of Nature and the Laws of Physics including both the First and Second Laws of Thermodynamics. More importantly, there is no evidence supporting the UN IPCC *theory* while there is much solid data *disproving* the theory.

FACT That humanity's production of 1 molecule in every 86,000 molecules of air warms our planet is nonsensical. That human production of one molecule of CO₂ in every 33 molecules of atmospheric CO₂ warms the planet while Nature's 32 molecules of CO₂ do not is absurd.

FACT Contrary to the UN IPCC's core claim, scientific evidence says the UN IPCC's projected warming due to humanity's 3% share of Nature's trace gases isn't happening. Physics and Laws of Nature say it cannot happen.

Species extinction, sea level, storms, disease, health impacts—nothing to fear

FACT For 3,000 years during the Holocene period polar bears and other flora and fauna species thrived in temperatures far higher than Earth's latest modestly warm period of just three decades. Species survived the Medieval Warm Period and the Little Ice Age. Their presence proves they can adapt to current milder climate variability. As observation confirms.

FACT Scientists label Earth's past warm periods '*climate optimums*' because they were bountiful for humans, animals and plants and increased biodiversity.

FACT Extinction rates, diseases and violent damaging storms are not becoming more severe. Michaels (2005), Singer and Avery (2007), Singer (2008), Lewis (2006).

FACT Nature is responsible for almost all extinctions in Earth's long history. Extinction by natural causes is ... well ... natural, frequent and can be extensive. eg, the dinosaurs.

FACT The greatest human cause of species extinction is habitat clearing for human needs including agriculture. Higher CO2 increases crop yields to reduce land clearing.

FACT Sea levels have been rising since the last glacial ice age minimum temperature 18,000–20,000 years ago. Between then and the end of the ice age approximately 8,000 years ago, sea levels rose approximately 120 metres. Since then sea levels continued to rise gradually at a relatively constant rate. Including natural inherent variation since 1900, sea levels have continued to rise at a consistent 1.6–1.8 mm a year. This is not a threat to humankind. Regardless, humans can do nothing to change this natural phenomenon.

By presenting articles from internationally eminent and independent scientists expert in their fields, Solomon (2008) shows the alarm promoted and spread by the UN IPCC and politicians driven by UN IPCC claims, is unfounded and contradicts science. Wishart (2009) reveals that science does not support the UN IPCC formenting alarm.

FACT Earth's climate continually changes naturally:

- Ask any scientist for scientifically measured, real-world evidence that carbon dioxide effects global temperatures. There is none.
- Ask any scientist for scientifically measured, real-world evidence that carbon dioxide is a greenhouse gas. There is none.
- Ask any scientist for scientifically measured, real-world evidence that earth has a greenhouse effect. There is none.
- Ask any scientist for scientifically measured, real-world evidence that sea levels are rising alarmingly. There is none.
- Ask any scientist for scientifically measured, real-world evidence that polar ice caps are melting alarmingly. There is none.

- Ask any scientist for scientifically measured, real-world evidence that most glaciers are melting alarmingly. There is none.
- Ask any scientist for scientifically measured, real-world evidence that storms and destructive weather events such as drought, flood, tornadoes, hurricanes/cyclones and fires are increasing in frequency and severity. There is none. Adjusting costs of storm damage insurance claims with inflation, real estate values and population growth shows no increase in effect of natural disasters. This is confirmed by climate and weather records.
- Ask any scientist for scientifically measured, real-world evidence that diseases and viruses harmful to humans are increasing due to climate variation. There is none.
- Ask any scientist for scientifically measured real-world evidence that mortality rates for warm weather are increasing. There is none. Scientific studies show humans have nothing to fear from Nature's global warming and need be concerned about cold weather, Nature's ice ages and energy reliability.
- Ask any scientist for scientifically measured, real-world evidence that Polar Bears are facing extinction. There is none. Polar bear numbers are increasing—considerably.
(The above is extended from Ron Kitching's contribution.)

FACT There is much scientifically measured, real-world evidence that human CO2 did not cause global warming.

Humankind is puny

Temporarily suspending science by assuming the UN greenhouse gas *theory* of global warming applies and purely for purposes of illustration one can calculate an indicative impact of human production of CO2 on rising temperature using relevant assumptions:

- CO2's theoretical maximum share of the greenhouse gas *theory's* effect is 3% (water vapour is 95%)
- Total human production of CO2 is 3% of Earth's annual production, and
- Using temperature increase of 0.8 Degrees C since 1860 start of industrialisation.

Then, human effect on temperature would be:

$$0.8 \times 0.03 \times 0.03 = 0.0007 \text{ degrees C.}$$

While the *theory* does not suppose a linear response, this calculation provides some indicative scale of human contribution. Given the *theory* has no proof whatsoever and contradicts laws of physics, it is safe to conclude human production of CO2 has no impact on global average temperature. Theory disproved.

Continuing:

- Using Australia's 1.5% share of global CO2 production and assuming the federal government succeeded in cutting CO2 production by its stated goal of 5%, Australia's impact on temperature would be to reduce global average temperature by $0.0007 \times 0.015 \times 0.05 = 0.0000005$, half of one millionth of a degree C.

If all nations act, temperature drops 0.00005 degree C—half of one ten thousandth of a degree C!

These indicative calculations actually overstate *theorised* impacts of human CO2 when the supposed logarithmically decreasing impact of higher CO2 is included. The calculations omit proven negative feedback which more than offsets *theorised* temperature from higher CO2.

FACT Returning to reality, science says warming due to human production of CO2 is not happening. Physics and Laws of Nature say it cannot happen.

Referring to the previously listed 'Factors driving climate', it is clear that anyone claiming the power to control climate, whether President or Prime Minister or UN executive, needs to prove they can control our galaxy, our solar system, our sun, and our planet's axis tilt, magnetic field and volcanic activity. And land formations, ocean currents, El Nino cycles,

In God and Nature, we trust. All others, bring data.

The science is indeed settled—CO2 is NOT causing global warming! Now, we can explore the development of climate alarm.



3. Earth reveals



Exploring climate alarm through understanding the Human Condition

Climate alarm has not been built on science. It contradicts science. Why and how then has alarm developed? To answer this one needs to explore human behaviour and data analysis to provide lessons for leaders.

Energy, environment and care

- FACT** With or without human presence on Earth, energy is integral to environmental balance. With or without industrialisation energy is integral to our lives.
- FACT** Humans have always used additional forms of energy to make life easier and raise individual human productivity. eg, horses, slaves. As productivity rises, economies develop and standards of living rise.
- FACT** In 1850 Earth's human population was 1.2-1.4 billion.
- FACT** Wood and whale oil were significant forms of energy used by humans for heating, lighting and lubrication.
- FACT** In 1850 in large cities pollution from particulates (smoke, soot) produced in open fireplaces was rampant, deadly.
- FACT** Below a per capita GDP threshold of \$6,700-8,400 per annum (Klaus, 2007) people place environment as a low priority causing heavy environmental damage. Once economic development frees families from daily striving to find the next meal, care for the environment rises.
- FACT** As economic development liberates people from focussing entirely on finding their next meal, human birth rates fall dramatically. Only economically developed nations have negative birth rates while poorest nations have alarmingly high birth rates.
- FACT** As energy becomes more readily available (plentiful, reliable, low cost) to people, economic development accelerates and birth rates fall markedly.
- FACT** The world's population is currently 6.7 billion people. If open wood fires and whale oil had not been replaced with cheap, clean electricity generated from natural gas, coal and oil in environmentally friendly clean power stations with advanced pollution abatement controls, can you imagine the pollution in cities today? Without the high energy density and efficiency of carbon fuels can you imagine the population explosion and poor standards of health? Can you imagine the dire state of Earth's forests and the extinction of whales?

FACT Use of abundant, cheap energy made possible by oil, coal and natural gas has liberated animals, markedly reduced pollution, reduced disease, made living easier and safer, has accelerated economic and cultural improvements and has minimised population impacts. Highly mobile transport using oil and gas gives workers mobility and freedom from tyranny through alternative employment choices. Workers today are not stuck in their valley of birth to be exploited.

FACT History shows the most effective way to prevent pollution and human extinction of species is to develop free economies creating economic wealth for the world's poor so they are free to exercise care for the environment, reduce land clearing by improving efficiency and reduce population growth.

Energy powers our world and every person—we are energy!

FACT Except for geothermal energy, ultimately most energy on Earth, including coal, is sourced in the sun or affected by the sun. Variation in solar activity and in soils, moisture and all facets of life on our planet is natural and makes Earth dynamic and habitable.

FACT Energy is the key to our lives. Food and digestion involve energy transfers—starting with the sun's energy on soil and plants and transferring to human energies. Agriculture is essential. Environmentally responsible mining providing energy and metals is essential to our society, lifestyles and health. Energy price, availability and reliability determine our standard of living, health, safety and security.

FACT Humans are bundles of energy—emotional, mental, physical, sexual, spiritual and creative. Emotions triggering unconscious reactions and conscious choices dictate the type of personal energy we access and how efficiently we apply it.

Practical drivers of human behaviour

The Primacy of Universal Human Needs

Beneath every behaviour is a universal human need. Often this need is not conscious. Rosenberg (2000).

Contrary to common understanding, Charles Darwin's work shows humans are inherently caring. Loye (2007 and including 2006).

Shapers and Hiders of Universal Human Needs

Humans can become confused about their own needs. Confusion develops over many years, particularly in the formative years of early childhood (birth to 6 years) such that many individuals are not conscious of their needs. Rosenberg, Goleman (1995) Hoffman (1988), Montessori (1967).

For practical purposes, the shapers of people's perception of their needs are primarily:

- genetic,
- personal patterns,
- past experience,
- systems, and
- leadership.

The most significant include personal patterns developed primarily in early childhood as humans develop a sense of self, an ego. This shapes individuals' perceived needs through perceptions of themselves and of the world around them. Often strongly affected by fear, the ego fights to preserve and re-inforce its identity and often focuses more strongly on status and image than on reality. This Human Condition can severely limit consciousness and objectivity while crippling effectiveness and creating internal personal misery.

Richard LeBlanc, internationally respected Canadian authority on behaviour of corporate boards, has highlighted that directors who fail to fulfil corporate and legal responsibilities often do so for reasons associated with character. These can include fear of conflict and fear of loss of acceptance. Both can prevent people from admitting errors, revealing ignorance, saying 'no' or asking questions. Despite these all being essential traits of effective leaders, they are commonly not displayed by some people in positions of leadership.

Systems, whether formally defined or haphazardly developed are powerful drivers of behaviour. Roberts (1999, 2000). eg, performance measurement systems are enormously powerful drivers of behaviour.

Leadership is a significant driver of behaviour because people tend to focus on the leader's priorities and reinforce the values demonstrated by the organisation's leaders. Significantly, leaders consciously or unconsciously shape systems.

Culture is widely recognised to have a huge impact on behaviour.

Some additional major influences on perceptions and shapers of needs driving behaviour include:

- Emotions are generally powerful triggers of seemingly instantaneous unconscious reactions in people. Human brains evolved to be hard-wired for fight-or-flight-or-freeze such that emotional signals processed in the brain's amygdala region can bypass logical, rational thought processes in the neo-cortex. Goleman (1995). It's well understood and acknowledged that emotions, particularly fear, can easily override logic and reason even in highly logical and rational people. In this way humans can accept and even endorse wildly implausible conclusions and actions.
- Fear can be a particularly powerful trigger and shaper of perceptions and distorter of reality to trigger unconscious fight-or-flight-or-freeze reactions. Use of fear is common by politicians to trigger fear in voters themselves fabricating and invoking direct threats to security (such as flooding of low lying agricultural land providing food), safety (storm, droughts), health (disease, heat stroke), peace (invasion by islanders due to unfounded sea level rise), our future and our children's future, threats to cute and cuddly fellow creatures such as koalas (UN conference in Copenhagen, 2009) and to Nature's icons such as Australia's own Great Barrier Reef and Kakadu National Park and threats to fellow humans (island lady crying on stage in Copenhagen, 2009). ie, fear is directed toward triggering fear in voters on threats to themselves and on threats to the things we care about—relatives, fellow humans, animals, our nation. ie, some politicians prey on our inherent care for life itself. Yet science confirms sea levels are not rising threateningly, disease did not increase during Earth's last period of modest global temperature rise, natural disasters are not increasing in frequency or severity. Fear is powerful because it can be invoked easily and does not need to be substantiated. All it needs is a periodic cyclone/hurricane as Earth has experienced for millennia.
- In uncertainty, humans can imagine and fear the worst. America's Galveston hurricane in 1907 killed an estimated 8,000-12,000 people. The Lake Okeechobee Florida Hurricane in 1928 has the second highest American death toll. Yet hurricane Katrina in 2005 with fewer fatalities hit a raw nerve in Americans because its devastation was greatly exacerbated

by neglect of warnings over many years of likely breaches of levies and by failures in disaster relief—both exposing failures in governments supposedly protecting citizens. And because Katrina was falsely used by the extreme environmental movement as ‘proof’ of global warming. Significantly, Al Gore’s movie ‘An Inconvenient Truth’ played alarmingly and fearfully on Katrina. Records show previous hurricanes have naturally extended far further into North America, reaching Canada.

- Compounding this fear, in periods of uncertainty, people are prone to automatically deferring to authority.
- Humans are generally picture-oriented and prefer to receive data in picture form than text or numerical.
- People tend to believe the story they hear first.
- Repetition enhances learning and as Hitler’s propogana expert, Goebels stated:
“If you tell a lie big enough and keep repeating it, people will eventually come to believe it. The lie can be maintained only for such time as the State can shield the people from the political, economic and/or military consequences of the lie. It thus becomes vitally important for the State to use all of its powers to repress dissent, for the truth is the mortal enemy of the lie, and thus by extension, the truth is the greatest enemy of the State.”
- Modern methods of control by corrupt governments in democratic nations are many and varied. They include government use of taxpayer funds for false or one-sided advertising, suppressing of dissent by labeling of dissenters such that people are afraid to speak out, legislation to rename items (including falsely labeling CO2 a pollutant), systems to drive behaviour (eg, measuring the quantity of CO2 produced and labeling it a pollutant), orchestrated press releases to deceive, manipulative use of emotive campaigns and spreading of unfounded fear.
- With an understanding of crowd behaviour and human psychology these and other tricks have replaced the jackboot and rifle. Control is now exercised more subtly—and for that reason can be more insidious and cleverly masked.

Some methods of effective mass manipulation for control by political leaders include:

- Empathise with the aggrieved’s feelings to build connection and popularity;
- Take responsibility, admit fault—people then perceive it will be fixed;
- Smile, smile, smile, smile to connect and disarm;
- Warn people of huge challenges ahead. Scare them to minimise disappointment;
- Appear to take action. Form a committee, blow some money on the issue;
- Hold a distracting community event (eg, country cabinet) while;
- Patiently holding out for the media’s next diversion; Then,
- Quietly do nothing;
- Manage the media’s 24-hour cycle by releasing favourable news at prime media times such as immediately prior to the evening news and current affairs programs so that opposing views cannot be sought;
- Use favourable news to build the leader’s ‘brand’ and refer always to the government in the name of it’s leader. eg, the ‘Beattie government’, the ‘Howard government’;
- Craft an image with the leader personally releasing all positive news and opening popular events;

- Release unfavourable news through other ministers or bureaucrats during public holidays, sporting events, major festivals and when calamities strike other parts of the world;
- Spend money on electorally rewarding stimulus programs.

Increasingly used by governments of various political persuasions such as the British government under Tony Blair, the Queensland state government under Peter Beattie and the USA administration under Bill Clinton, these methods provide examples of the use of human emotions through leaders adept at connecting with and triggering voters' feelings to manipulate perceived needs.

Humans are capable of a variety of behaviours from caring for fellow humans to killing humans, from productive to destructive behaviour, from supportive to cruel. This range of behaviours in individuals is magnified extraordinarily in crowds where mob behaviour on emotional issues can easily become highly destructive.

FACT The twentieth century was by far humanity's bloodiest. All major mass genocide was at the hands of totalitarian governments claimed to be acting in the name of socialism for the good of all—including National Socialists (NAZI) and communists Lenin, Stalin and Mao.

FACT Government control created huge environmental destruction in socialist Europe.

FACT In the west, banks and lobbyists for some large corporations seek—and obtain—favours and free rides from governments of all political persuasions. In the process, they widen opportunities for government to exercise power and control through regulating to remove the power of millions of hearts and minds to make free decisions in the market and within their own community, region and state.

History shows the greatest ally of unscrupulous corporations is the government. Regulations can favour the fortunate and the already favoured, those already with the power to play the political game—not the poor and vulnerable.

FACT Understanding the physiological effects of fear together with understanding the Human Condition enables us to understand why government control has repeatedly led to abuse of power and to undermining of responsibility. Today, government control has led to enormous waste of money and resources chasing unfounded climate alarm fabricated on a harmless and essential natural trace gas. This has diverted attention and resources from real environmental challenges.

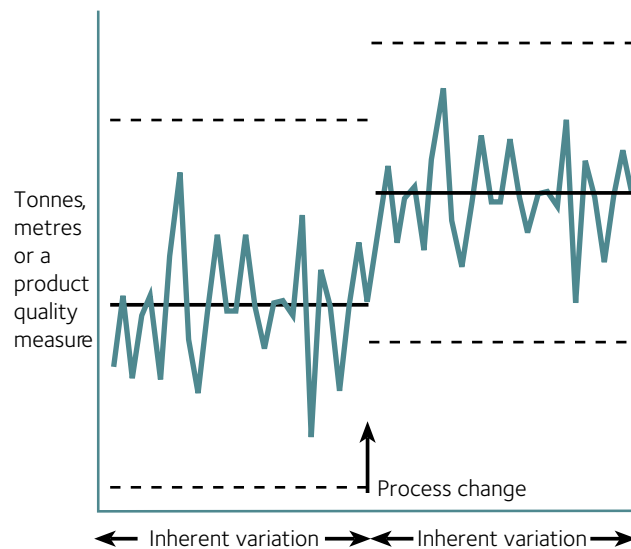
FACT People inhale air containing 0.03% CO₂. We exhale air containing 4–5% CO₂. Thus humans increase CO₂ concentrations 130 times. Many cute animals including koalas and polar bears do similarly. From personal discussion with carbon trading consultants I am aware the British government has asked them about the possibility of assessing individual human carbon footprints. Will footballers be taxed more for exhaling more CO₂? Fat people? Smokers? Will gardeners get a rebate? Will users of compost heaps we taxed for producing methane or receive rebates?

Understanding data—using it honestly

The Law of Variation

Everything exhibits variation including processes, objects and energy. On Earth there are no two identical leaves, no two identical humans, no two identical days. Broadly, there are two causes of variation:

- ‘*Inherent natural variation*’ that is random and due to combinations of many factors. When processes remain constant the variation in their output is inherent variation. It is an inherent part of the process; and,
- ‘*process change variation*’ identifies that something in the process has changed, the process has changed. Figure 8 depicts inherent variation versus process change.



Two causes of variation in process output —diagramatic

Figure 8. *Inherent Variation and Process Change in Run Chart or Time Series Chart (From Roberts, 2000)*

Internationally eminent statistician and prolific author Professor Harry Roberts (1989) (no relation to author) provides two fundamental rules for developing understanding through use of data:

- First plot raw data, the unmanipulated raw measurements, without conversion to ratios
- Second, get a feel for the data by scanning the raw data using what he described as “*the world’s most powerful statistical analysis tools, your eyes*”. Look at the plot for context. Plots/graphs provide context by enabling easy distinction between inherent variation and process changes and by rapid pictorial identification of trends.

These simple rules dramatically reduce managerial workload and improve managerial efficiency because many managers/leaders waste valuable time, energy and resources meddling in, and reacting to, inherent variation over which they have no immediate control. Yet, they fail to identify process changes which provide huge opportunities for productivity improvement and risk reduction.

FACT Scientific statistical analysis of climate data shows there has been no process change in global climate since human industrialisation. The observed variation is entirely inherent natural variation. Humanity is not changing global climate.

Combined with time series charts (Figure 8), Pareto charts enable identification of the most effective opportunities and actions for improving understanding and performance. Cycle Time Charts (Figure 9) as used in leading organisations, provide comprehensive understanding of inter-relations within processes, analysis of data and presentation of analysis.

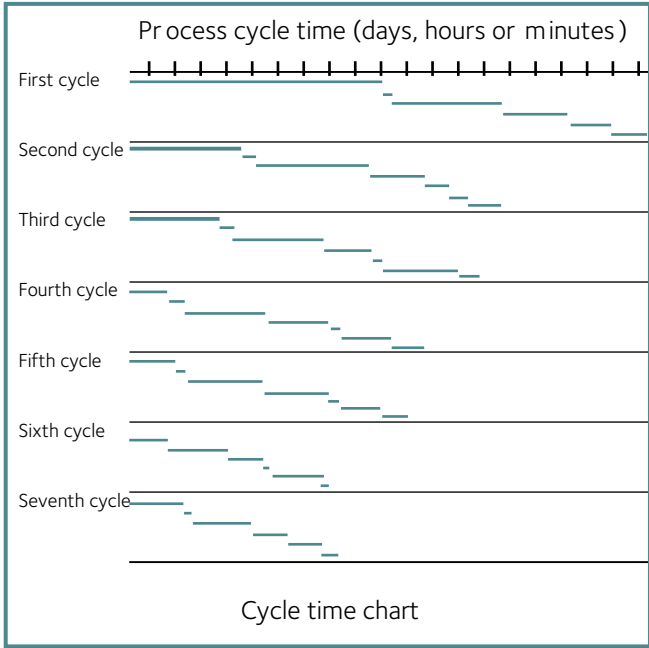
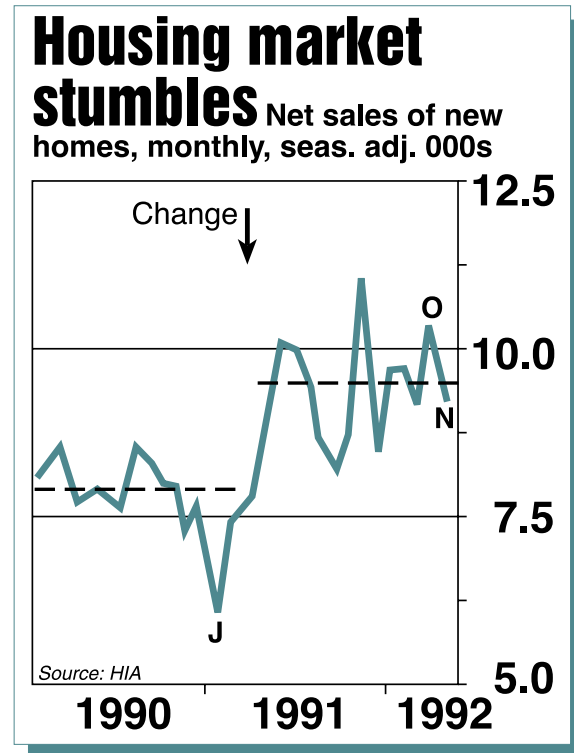


Figure 9. Cycle Time Chart (From Roberts, 2000)

Taken from a supposedly reputable financial publication, Figure 10 demonstrates society's generally poor understanding of variation. (In Figure 10, to assist the reader the author has added two horizontal broken lines, the letters J, O and N, the word Change and an arrow.) Society is preoccupied with level of performance rather than variation within processes. Yet, variation determines output level and understanding variation can provide greater control of output level.



Note: Author has added dotted lines.

Poor understanding of variation

Figure 10. Society's Typically Poor Understanding of Variation (From Roberts, 2000)

Wheeler (1993) provides simple, practical, statistically sound understanding of variation in processes and outcomes. Wheeler and Chambers (1992) provides sound support.

Data needs to be presented in context. Yes, humans produce billions of tonnes of CO₂ every year—the UN IPCC estimates 23 billion tons per annum (3% of Earth's total)—yet little is heard of the fact that Nature produces a whopping 770 billion tons (97%), 32 times more.

A fundamental in analysing statistics is to understand clearly the difference between causality and correlation. Correlation can exist without causation, yet causation cannot exist without correlation.


FACT D'Aleo (2007) and Carter (2009) show that over the short term of the last 200 years CO₂ and global temperature are not correlated. Thus CO₂ cannot drive temperature.

Sound understanding becomes the basis for effective care. In climate alarm though, the problem is fear that derails and hijacks people's inherent care for the environment. The fear lays not in variation, it is triggered in perceiving uncertainty due to not understanding variation.

The choice between misleading—consciously or unconsciously—and really understanding is a leader's basic choice when deciding strategic direction and action.



4. Earth convicted



Exposing hidden conflicts of interest and loss of freedom

Development of climate alarm

Coleman (2009), Klaus (2008), (Singer (2008), McLean (2009b) and numerous authors contribute to understanding the development of climate alarm. Its roots are traced to scientists seeking to obtain funds for research and then aligned with a campaign apparently led by Canadian billionaire UN bureaucrat, Maurice Strong working through manipulation of UNEP. The establishment by UNEP of the UN IPCC in 1988 with a charter that drove the behaviours highlighted below followed much careful manipulation of environmental conferences especially at Villach, Austria in 1985. These were sponsored by UN bureaucrats starting with World Earth Day in Stockholm, Sweden in 1970 and organised by Strong.

The steps were legitimised through incorporation of systems coercing aligned behaviours and fuelled by activists from extreme environmental groups who had, during the 1970's and 1980's, developed large overheads and reliance on government grants and public donations. As alarm developed, scientists tapped into more easily accessible funds (Spencer, 2007 and Spann, 2007) from politicians needing to placate the financially and electorally powerful extreme environmental lobby adept at manipulating the media.

American media expert, John Stossel (2008) states that funding from environmental and extreme environmental lobby groups supporting the notion that humans cause global warming runs at seven times that of funding for those opposing. International Climate and Environmental Change Assessment Project (Icecap 2009) provides supporting figures.

Climate alarm is unfounded.

It is due to:

- lack of understanding of climate,
 - lack of understanding of variation, and
 - conscious distortion of data to serve personal and political agendas by invoking uncertainty and from that, fear.
-

The climate alarm bandwagon

Climate alarm has been driven by a UN political agenda (beyond the scope of this paper) into a bandwagon with a mixture of conscious and unconscious collusion from:

- Scientists with vested interests seeking research grants;
- Media sensationalism because alarm sells,
- Politicians pursuing personal or party political agendas and seeking national or state electoral advantage;
- Industry and political leaders known to be sceptical of climate alarm yet lacking the discipline to do the research, not trusting their gut instinct and lacking the courage to speak their truth. Their silence has been taken as agreement and endorsement of alarm;
- Environmental extremists who proclaim humanity's neglect of the planet and then ironically enlist people's inherent care for our planet;
- Political activists using a 'green' facade;
- Politicians from the Maldives, Pacific island nations and Africa falsely using global warming as a vehicle for 'reparations' from developed nations. Even though scientific records clearly show no threat to the Maldives from sea level, the Maldives government in 2009 broadcast a staged underwater cabinet meeting to emotionally draw attention to its demand for funds. and,
- Ignorance of Nature and the natural environment among politicians, narrowly specialised scientists, and extreme environmental activists consciously or unconsciously placing their political agenda ahead of the environment.

Along this path, fear about '*global warming due to human CO₂*' was manipulated into fear about '*climate change due to carbon*' such that any normal storm or weather-related event could be painted as a catastrophe caused by human use of fuels containing carbon and changing climate. This exaggerated, deepened and extended alarm.

It seems illustrative that during his election campaign of 2007 and then in office in 2008 the Prime Minister Kevin Rudd claimed he knew little of climate and relied entirely on the UN IPCC as the basis for his policy. Yet in December, 2009 he claimed a day of high but normal temperatures in Victoria was evidence of global warming. Given his apparent climate expertise, why was he silent when in 2008 many towns in his own state recorded record cold temperatures from the northern tropics to the state's temperate south?

Will his claim to be able to change climate mean he can guarantee Victoria will never again experience the many hot days it has experienced since 1803?

FACT Senator Fielding has asked the Government three basic questions about global warming. Senator Wong, (Australia's Federal Minister for Climate Change) has not been able to provide any measured scientific data showing human production of CO₂ caused global warming. None.

FACT The Australian government has often cited its position on global warming relies on a report by an economist, Professor Ross Garnaut. Yet, in its chapter 2 on the science that report highlights the lacks of science and relies instead on the UN IPCC.

It's all about control—power and money—the UN creating an opportunity for global governance, taxation and control of energy

Modern society's ubiquitous and essential use of fuels containing carbon provide a broad and deep global potential revenue base for the UN via fees, cap-n-trade fees and 'taxes', and direct taxes such as levies on financial transactions. Control of energy has been revealed as part of the UNEP mechanism for achieving global governance enshrined in UN FCCC³ treaty and through appointing UN bureaucrats bypassing direct election. Albrechtson (2009), Monckton (2009b and 2009c), UN FCCC (2009 and various).

Al Gore and convenient falsities in the movie 'An Inconvenient Truth'

In its ruling, the British High Court (Taylor, in Newswire, 2007) as reported by the BBC and The Heartland Institute, ruled that '*An Inconvenient Truth*' is a political work containing numerous factual inaccuracies. Some detailed reports of the ruling claim virtually every assertion Al Gore makes in his movie has been strongly contradicted by sound science. This author's research confirms such claims.

Marlo Lewis (2007) provides an outstanding, detailed analysis of the book written by Al Gore and entitled '*An Inconvenient Truth*'. The book's content is close to that of the movie of the same name. Unlike Al Gore's book, Lewis' *Congressional Working Paper* contains 324 references, mostly scientific, including web sites so readers can readily check Lewis' findings for themselves. Lewis' analysis exposes the book's 99 duplicitous statements:

- Wrong statements, false statements—19;
- Misleading statements—17;
- Exaggerated statements—10;
- One sided statements—25; and
- Speculative statements—28.

Detailed measurement and analysis of Al Gore's movie

My careful analysis reveals:

- 234 images of natural and everyday events falsely depicted as unnatural and inferred to be caused by global warming;
- 71 images and instances of unscientific, unfounded mixing of projections with actual data to imply future climate;
- 59 instances of comments/images out of context or misrepresenting reality;
- 74 instances of using the 'crowd effect'; and,
- 0 valid data supporting the movie's claim that human production of CO₂ drives temperature.

All this packed with cleverly orchestrated repetition into less than 90 minutes.

Al Gore's movie was produced, directed and crewed by a team of successful and highly experienced Hollywood moviemakers. It is backed by Paramount Pictures, consistently ranked as one of Hollywood's top grossing studios. The movie combines the politician's use

3 UN FCCC is the United Nations Framework Convention on Climate Change.

of fear wrapped with Hollywood's core skill of triggering emotion so viewers suspend reality. It incorporates numerous distortions and falsities to promote political and likely personal agenda and financial conflicts of interest.

Measurements of the use of raw emotion, fear, guilt and the invoking of care reveal a cleverly choreographed work. It's sophisticated methods understandably fooled even highly intelligent and rational people with strong technical backgrounds. Merged with clever use of the powerful 'crowd effect', and devoid of any data supporting its core claim, this movie is not a scientific documentary, it is skilfully crafted emotive propaganda. It is a work of fiction.

Lord Monckton (2007a) has cited 35 serious scientific errors and distortions in '*An Inconvenient Truth*' all "*pointing to invention of a threat that does not exist at all, or exaggerations of phenomena that do exist*".

Other aspects of Al Gore's narration, presentation and activities include:

- Unlike even the UN IPCC, Al Gore has not retracted use of the internationally discredited and false hockey stick temperature graph. He continues to falsely mislead people into thinking the hockey stick, as the basis of his message, is science;
- Al Gore claims ice core data showed CO2 drove global temperature increase. Yet in reality, with improved technology enabling finer time resolution of ice cores, the data showed temperature rose 400-800 years before CO2 and drove higher CO2. This emerged in 2003 two years before Al Gore's movie was made. Evans (2008b). Al Gore is yet to make a retraction or update;
- Data presentation breaches USA Congressional requirements regarding presentation of data in courts of law which is difficult to see as accidental since Al Gore is a lawyer, former Senator and Vice-President;
- Emotive photos of cute creatures, often out of context and contrary to reality, are used to hijack people's inherent care for the environment. Unfounded guilt is triggered to manipulate audience responsibility and action;
- Muddying the science and sowing confusion by cleverly inferring those with opposing views were dishonest lackeys of vested interests, incompetent or using outdated 'old science';
- Use of highly skilful and emotive Hollywood animations appearing real and conveying messages contrary to the science;
- Speculative "if" statements are cleverly and subtly converted into implied or inferred 'fact';
- Starts by invoking authority through an opening statement that is false;
- Through two techniques, cleverly and repeatedly evokes the power of crowds;
- Use of nonsensical theory camouflaged by diagrams and even subtle cartoons, implying real science;
- Photos likely taken out of context and without date and location, are scientifically invalid;
- Use of photos showing water vapour and/or smoke belching from chimneys and cooling towers implying massive CO2 production when in reality CO2 is invisible;
- Repeated refusal to debate publicly. Refusals to share the stage or microphone at interviews or conferences with people having opposing views on climate;
- Fails to portray any of the many large benefits of global warming;
- Fails to include any of the abundant evidence showing global warming to be natural;
- Lack of any peer-reviewed data proving human activity causes global warming. None.

Czechoslovakian President Vaclav Klaus (2007) exposes the movie's subtle and deliberately deceptive methods and misrepresentations.

Earth's first carbon mogul and racketeer?

Al Gore's behaviour displays significant personal inconsistencies contradicting his rhetoric. Some examples are:

- His huge appetite for fuels containing carbon to power his extensive travel
- His use of electricity has been reliably reported as extravagant
- His apparently huge personal financial conflicts of interest in promoting climate alarm include being co-founder, chairman and largest shareholder of an investment company poised to receive huge funds from carbon cap-n-trade which he's actively pushing politically.

Although not known as a charismatic speaker while in office, Al Gore's carefully orchestrated appearances now rely on many of the techniques discussed previously under '*Practical drivers of human behaviour*'.

Now it's obvious to see how Al Gore's movie fooled The Academy of Motion Picture Arts and Sciences (Hollywood) into awarding it an Oscar. It's obvious to see how the political committee was deceived into awarding the Nobel Peace Prize jointly to the UN IPCC and Al Gore. Note that while Nobel Prizes in Physics, Chemistry and Economics are decided by the Royal Swedish Academy of Sciences, the Peace Prize is elected in an ostensibly politicised process connected with the Norwegian Parliament.

Now that we have clarity on climate alarm and global warming we can replace fear, guilt and control with optimism and a return to personal freedom.



5. Earth's reality emerges



Replacing external control with personal consciousness and true forgiveness

Climate alarm is based on falsities

Climate alarm can be summarised in 12 statements with each rated as true or false:

- Supposedly, humanity and Earth are confronted by unusually high global temperatures (FALSE).
- This supposedly proves unusual global warming (FALSE).
- Purported correlation of rising temperatures and rising CO₂ shows CO₂ drives temperature (FALSE).
- This is claimed to be caused by increased CO₂ through greenhouse gas warming *theory* (FALSE).
- The increase in CO₂ is due to human production of CO₂ (FALSE).
- There is a scientific consensus world-wide (FALSE).
- That supposed consensus forecasts catastrophic impacts (FALSE).
- Climate alarm is purported as justified by scientific data of supposedly catastrophic effects (FALSE).
- Global warming can be prevented (FALSE).
- Human production of CO₂ must be reduced (FALSE),
- Imposing higher costs on energy produced from fuels containing carbon will reduce their use (TRUE).
- Supposedly there is world-wide political agreement supporting this (FALSE).

There is not one scrap of evidence that human production of carbon dioxide causes higher global temperatures. None.

There is much evidence human activity does *not* cause global warming and much scientific proof of global warming's enormous benefits. Singer (2008).

The core issue in climate alarm is control

The core issue in climate alarm fabricated by the UN IPCC is not climate, it is control. Specifically, the use of fear and guilt to control energy use and finances leading to unelected global governance. Fabricating climate alarm clearly seems to be an attempt by UN executives to replace freedom with control.

Effective and caring leadership requires consciousness

Leadership involves (1) deciding direction, (2) planning a course of action and (3) conveying these in ways that develop people's ownership and enthusiastic commitment.

Leadership requires:

- Consciousness and strength of character to look within to identify core beliefs shaping one's own perceived needs driving behaviour;
- Discipline and strength of character to invest time and energy in understanding the situation and people's universal human needs;
- Commitment and strength of character to stay the course despite adversity;
- Passion for the cause because it is this energy that most effectively connects with people and develops people's commitment. This often needs to be coupled with strength of character to uphold standards and persist despite setbacks.

Implementation requires understanding the Human Condition as this produces a deeper understanding of human behaviour. Because leaders consciously or unconsciously shape the systems that drive people's behaviour, a primary responsibility of leaders is to be conscious of their own underlying core beliefs and needs.

The importance of true forgiveness

The world's truly powerful leaders—such as Ghandi, King, Churchill, Mandela, Sadat—identified real, core problems and were conscious of and overcame fear to be at ease themselves. They accepted others as they were. To varying degrees they forgave in the fullest sense not in the ordinary sense that today is really just another word for blame. In true 'fourth level' forgiveness they transcended aspects of the Human Condition to continually replenish their power and effectiveness as leaders and develop their personal power and freedom.

It is this quality that enables the most effective leaders to be at ease and at peace in themselves, at peace in interpersonal relationships and at peace on a universal level such that they are at ease with life. In that ease comes the greatest source of power and the ability to remain strong despite setbacks and apparent conflict. It replenishes the leader and develops energy and resilience in people following.

Fear and guilt—the greatest obstacles to freedom

In essence one's relationship with oneself is the most important relationship of all. It enables consciousness and the identification and overcoming of fear and guilt, the most debilitating limiters of human endeavour.

The answer is true forgiveness. Replace human fears and guilt with freedom through clarity combined with true forgiveness.



6. Earth abounds



Discovering ways to sustainably address Earth's greatest environmental and humanitarian challenges and protect freedom

"Today's debate about global warming is essentially a debate about freedom. The (extremist) environmentalists would like to mastermind each and every possible (and impossible) aspect of our lives."

Czechoslovakian President, Vaclav Klaus, *Blue Planet in Green Shackles*

The universe provides us with two bounteous gifts—natural resources and human creativity. With these gifts, generations of humans have made life easier, safer, healthier and more secure and then further improved life by reducing pollution and protecting the environment.

All by herself, Nature has already returned tropospheric temperatures to those of 1958. Humanity cannot afford to waste valuable resources vainly trying to stop beneficial, natural climate variation that is beyond human control. The unfounded disruption of valuable resources is a waste of Natural and human resources. It derails the campaign against pollution and real environmental damage. Lets use our gifts to address existing real humanitarian and environmental challenges that deserve our inherent care and united attention.

Responsible and honest care for Earth and the natural environment

Effective leadership requires taking a constructive stance. Instead of chasing Nature's essential CO2 and unconsciously declaring war on humankind, industry, society and inadvertently on Nature and the environment, leaders need to identify real, core challenges.

Nature's bountiful climate is not a problem. Instead, the serious challenges facing our planet's environment (and humanity) include:

- Human population—each person has to be fed, housed, clothed, transported, educated and supported in many ways including effluent disposal;
- Inefficient and wasteful use of resources;
- War—arguably the greatest environmental scourge;
- The World Health Organisation's (WHO) list of ten most significant risk factors with starvation clearly being first, water and sanitation second and air pollution a distant tenth. According to Lomborg (2005), the WHO data reveals "*indeed a significant health threat in the former socialist economies whose decades of inefficient production and unregulated pollution still takes its toll although even here the risk is the smallest of the industrialised world risks*". Endersbee (2005) reinforces the crucial need to address supplies of fresh water and reduce real pollution while making it clear CO2 is not a pollutant.

Technology and improved understanding of Nature raises crop yields, minimising land clearing for food. In developed nations, modern technology and inherent care for Earth mean city air is cleaner than it has been for hundreds of years. Yet, at times, in ignorance or fear, 6.7 billion humans damage the environment. Once we humans are aware though of our actions we rectify—removing petrol (gasolene) lead, saving the Bald Eagle, changing farming practices to conserve water and topsoil

Our greatest assets for minimising environmental impact are inherent human care for and understanding of Nature. In partnership with Nature, our human creativity and ingenuity express care for Earth while improving life on Earth.

The environment's enemies are ignorance and bureaucratic control built on unfounded fear and guilt or political spin. These are camouflaged in dark green as pseudo-environmental issues. In reality, they are aimed at achieving political agenda.

Instead, understanding real, core challenges enables development of solutions that simultaneously address many issues while minimising the use of resources and maximising effectiveness and efficiency.

Sustainable, economically enduring solutions create peace.

A new global people's movement is growing rapidly. It is debunking unfounded and unscientific climate alarm by being based on solid fact, sound understanding, clarity, an instinctive knowing and conscious care. Engaging these honestly will enable humans to take greater care of our beautiful planet.

Replacing unfounded climate alarm with Nature's facts and then connecting with and caring for Earth and the natural environment eradicates fear by restoring appreciation for Nature's grandeur, power, wonder and beauty. Instead of fighting Nature we return to seeing ourselves as of Nature and one with Nature.

Responsible and honest care for humanity

The opportunity to care for others and our planet is one of the greatest gifts we can have. To be effective, care needs to be based on sound understanding and consciousness.

History and modern understanding of human development show that unfounded fear and guilt can be debilitating to individuals and corrosive to nations. What of the future? Children currently being preyed upon with repeated doses of unfounded climate alarm and guilt in their formative years will be our planet's future leaders. Fear and guilt are the foundations of separation, bigotry and attack. We need to end unfounded fear and guilt.

We need accurate objective real-world data to determine priorities and then face up to real humanitarian challenges such as third world poverty and starvation, Australian indigenous housing and social abuse, homelessness and economic illiteracy, HIV—AIDS, malaria and, of course, manifestations of the Human Condition such as anger and fear leading to substance abuse, senseless violence between people and war between peoples.

How can we leave our dark-skinned brothers and sisters in squalor, misery and emotional pain yet squander billions of dollars on dishonest scientists and politicians pursuing personal agenda misappropriating taxpayer funds? Every dollar, every parliamentary debate and every media headline wasted on climate alarm is theft of resources from the world's most vulnerable people.

Combining proven Eastern traditions with modern scientific understanding of human development, humanity has in recent decades developed the technology to address the

Human Condition. Throughout history, enlightened people such as Buddha and Jesus have shown we can overcome the basic human challenge—how to be free of those annoying and often sub-conscious human fears that plague many aspects of relationships and life.

We have the technology to develop greater connection within each of us, between each of us and with our universal energy. We can unlock the power of lasting peace—true freedom.

Instead of vested interests lobbying governments to regulate in their favour by restricting competitors and giving governments power and control, we need decisions to be made freely by millions of caring hearts and minds acting individually yet guided by inherent human care.

The ultimate environmental challenge is the creation of human environments that are enriched, appreciative and forgiving and thus efficient in tapping human energy.

A call to replace unfounded fear, guilt and control with facts, forgiveness and freedom

The only thing to fear in climate alarm is the fabricated alarm itself. As President Vaclav Klaus accurately concludes, the problem of climate alarm is not one of climate, it is one of human freedom.

Steps to climate reality and to freedom

1. Truly forgive—personal freedom starts with truly forgiving those perpetrating climate alarm and guilt; Then in that freedom, clarity and ease of true forgiveness,
2. Understand and expose unfounded climate alarm;
3. Demand an end to the corruption of science;
4. Spread understanding of climate reality and Nature; Then,
5. Address universal human needs to develop human wellness, human potential and lasting peace.

Demand independent, non-political investigation of the UN IPCC and firm action to prevent recurrence of UN fraud.

For the sake of all people's and to preserve and enrich human liberty, we each need to speak out to reject any remote, unaccountable, stifling, bureaucratic UN global governance. Demand protection of the environment and maintenance of economic security, national sovereignty and individual freedom.

"If we all see the miracle in a simple flower, our life would change," Billy Connolly

Acknowledgments



This paper is dedicated to the many people worldwide devoted to returning fellow humans to freedom from unfounded climate alarm. In particular I appreciate scientists speaking out in huge and growing numbers to protect Nature and Science. Scientists and environmentalists such as Fred Singer, Pat Michaels, Chris Landsea, Zbigniew Jaworowski, Ian Plimer and Bob Carter who are proceeding with all their personal energy despite initial attempts to slander their names and prevent their research and funding. I appreciate scientists such as Alan Siddons, Hans Schreuder and Richard Lindzen tackling the physics and chemistry at the very core of the unfounded and disproved greenhouse *theory*.

I honour people from all walks of life and from all industries including farmer Viv Forbes, engineering professor, the late Lance Endersbee, Lord Monckton, mathematician, philosopher and mineral explorer Steve McIntyre, information systems expert John McLean, journalist Ian Wishart, Environmentalist Lawrence Solomon and statistician Ross McKittrick devoting personal time, extraordinary persistence, meagre funds, abundant personal energy and a broad range of skills.

I recognise the integrity, strength and courage of President Vaclav Klaus, Senator Steve Fielding, Senator Barnaby Joyce, then NSW Labor Minister Michael Costa, USA Senator James Inhofe and Marc Morano.

I acknowledge and appreciate my wife Christine, our children Shane and Kelsey and my parents for their patience, understanding, support, encouragement, guidance and love.

These, together with thousands of independent citizens creating web sites and blogs, publishing papers and daring to speak out are the real leaders demonstrating integrity, courage and leadership in their care for humanity and for the natural environment—for our planet Earth.

Author's declaration of personal interests



December 2009

My family and I use electricity for food gathering, storage and preparation and for communication, entertainment, warmth and lighting. That electricity is generated from combustion of coal and supplemented by hydro-power from dams.

We rely on products produced with consumption of carbon-based energy—food, cement, steel, exotic metals, plastics, fertilisers, clothes, mineral processing, houses, transport, electricity and tourism.

We own two cars for transport and mobility, with one being a fuel-efficient four cylinder car and the other an efficient turbo-diesel six cylinder.

We dedicated part of our home land to our city council's 'Land For Wildlife' program as a refuge for wildlife.

We are concerned for our future in a world currently driven by consensual, dishonest political agenda displacing fact and integrity.

Neither I nor my family receive payment of any kind for my entirely voluntary work investigating and exposing unfounded climate alarm, nor for writing this paper. We tithe our income annually in support of charities and people in greater need.

I have worked in all industry sectors including agriculture and mining. For work performed in the mining industry I received money from mining companies and governments—just as all three tiers of government in Australia receive money from mining.

My family and I are supportive of the environmental and humanitarian benefits of low cost, reliable, clean, environmentally responsible energy.

To minimise costs and eliminate waste of resources, we actively recycle products and minimise use of electricity.

My wife and I, through a government mandated superannuation investment fund, own shares in diversified companies including two mining companies (one obtained by inheritance) and small holdings in Australian and overseas energy producers and an agricultural company.

We live and participate in modern society hugely dependent as it is for safety, health, comfort, ease and security on the Earth industries - mining and agriculture - which form the basis of all manufacturing. Apart from the air, every item in modern homes, commercial buildings and transport depends on mining. Food clearly depends on mining and agriculture.

Malcolm Roberts

BE (Hons), MBA (Chicago)

Fellow AICD, MAIM, MAusIMM, MAME (USA),

MIMM (UK), Fellow ASQ (USA, Aust)

Brisbane, Australia.

Email: catalyst@eis.net.au

References



Note

The author highly recommends the references by Singer (NIPCC 2008), Wishart (2009), Solomon (2008), Singer and Avery (2007), Michaels (2005), Lewis (2007), Endersbee (2005), Michaels and Balling (2009) and Plimer (2009). These balanced and mostly reader-friendly references themselves respectively draw upon work in 167, 432, 125+, 524, 725, 324, 60, 278 and 2,311 references.

ABARE (Australian Bureau of Agricultural and Resource Economics), 2008 cited in Minerals Council of Australia, 2009-2010 Pre-Budget Submission, January 2009

Albrechtson, J, 2009. Beware the UN's Copenhagen Plot. The Australian newspaper, October 28. <http://www.theaustralian.com.au/news/beware-the-uns-copenhagen-plot/story-e6frg6qx-1225791869745> [Accessed December, 2009]

Archibald, D, 2007. The Past and Future of Climate [online]. http://climatepolice.com/Past_Future_climate.pdf and <http://www.davidarchibald.info/> [Accessed March, 2009]

Beck, E-G, 2007. 180 years of CO₂ gas analysis by chemical methods, *Energy and Environment*, Volume 18, No.2. http://www.biomind.de/nogreenhouse/daten/EE%2018-2_Beck.pdf [Accessed December, 2009]

Carter, Prof R M, 2007. The Myth of Dangerous Human-Caused Climate Change. <http://members.iinet.net.au/~glrmc/2007%2005-03%20AusIMM%20corrected.pdf> [Accessed December, 2009]

Carter, R, 2008. Testing the hypothesis of dangerous human-caused global warming. 2008 International Conference on Climate Change, New York, Available from http://members.iinet.net.au/~glrmc/new_page_1.htm [Accessed February, 2009-02-23]

Carter, Prof R M, 2009. Submission to Senate Economics Committee—Exposure Draft of CPRS bill. http://www.aph.gov.au/senate/committee/economics_ctte/cprs_09/submissions/sub126.pdf [Accessed December, 2009]

Coleman, J, 2009. Founder of USA's Weather Channel. The Amazing Story Behind the Global Warming Scam, Kusi News independent TV station, San Diego, USA. Available from: <http://www.kusi.com/weather/colemanscorner/38574742.html> Accessed February, 2009

CO₂ Science, 2009. Arctic Temperature Variability (Last Several Interglacials)—Summary. <http://co2science.org/subject/t/summaries/arcticempsinterglacial.php> [Accessed: March, 2009]

D'Aleo, J, 2007. US Temperatures and Climate Factors since 1895, International Climate and Environmental Change Assessment Project. http://icecap.us/images/uploads/US_Temperatures_and_Climate_Factors_since_1895.pdf [Accessed: February, 2009]

Durkin, M, 2007. The Great Global Warming Swindle, produced by Wag TV. <http://www.greatglobalwarmingswindle.co.uk/> [Accessed: March, 2009]

Endersbee, L, 2005. *A Voyage of Discovery*, p 244 (Self-published, Frankston, Australia)

Endersbee, L, 2007. Climate Change is Nothing New. New Concepts in Global Tectonics Newsletter, No. 42, March, 2007. www.ncgt.org [Provided by the Author, February, 2009]

Endersbee, L, 2008. Carbon Dioxide and the Oceans, *Australian Academy of Technological Sciences and Engineering (ATSE)*, Number 151, pp 20-21

Endersbee, L, 2009. Personal communication.

Evans, D, 2008a. No smoking Hot Spot, The Australian newspaper, July 18, 2008. <http://www.theaustralian.com.au/news/no-smoking-hot-spot/story-e6frg73o-1111116945238> [Accessed, December, 2009].

Evans, D, 2008b. Links to Evidence. Sciencespeak.com web site. <http://sciencespeak.com/EvidenceLinks.pdf> [Accessed, December, 2009].

<http://www.theaustralian.news.com.au/story/0,25197,24036736-7583,00.html>

Everett, J, 2009. Global Climate Change Facts: The Truth, The Consensus, and the Skeptics. Available from: <http://www.climatechangeinfo.info/index.htm> [Accessed February, 2009]

Goleman, D, 1995. Emotional Intelligence—Why it can Matter More than IQ, pages 3-78. Bloomsbury Publishing, London

Gray, W, PhD, 2008. Keynote Speech: We are Not in a Climate Crisis, paper presented to the New York Conference on Climate Change, March, 2008

Hoffman, R, (1988). *No One is to Blame: Freedom for Compulsive Self-Defeating Behaviour*. Hoffman Institute, California, USA

Icecap, 2009. Proponents of Man-Made Climate Fears Enjoy Monumental Funding Advantage over Skeptics. International Climate and Environmental Change Assessment Project http://icecap.us/index.php/go/joes-blog/proponents_of_man_made_climate_fears_enjoy_monumental_funding_advantage_ove/ [Accessed March, 2009]

Jolis, A 2009. Revenge of the Climate Laymen, The Wall Street Journal, November 18, 2009. <http://online.wsj.com/article/SB10001424052748704335904574496850939846712.html> [Accessed December, 2009]

Klaus, V, PhD, 2007. Blue Planet in Green Shackles [Competitive Enterprise Institute]

Klaus, V, 2008. *We Should not make Big Mistakes over Climate Change*, Keynote Speech presented to the

- New York Conference on Climate Change, sponsored by The Heartland Institute, March, 2008
- LeBlanc Smith, G, 2008. Science Exposes Delusions: Great Barrier Reef, Kakadu and the Human-caused climate change and carbon “pollution” myths. Carbon-Sense web site. <http://carbon-sense.com/wp-content/uploads/2008/09/dispelling-delusions.pdf> [Accessed: March, 2009]
- Lewis, M, 2007. A Skeptics Guide to An Inconvenient Truth, The Competitive Enterprise Institute.
- Leyland, B, 2009. Presentation to 11th Annual National Power New Zealand 2009 Conference. <http://homepage.mac.com/bryanleyland/FileSharing7.html> [Accessed: March, 2009]
- Lindzen, R S, Choi, Y-S, 2009. On the determination of climate feedbacks from ERBE data, *Geophys. Res. Lett.*, 36, L16705, doi:10.1029/2009GL039628. <http://www.drroyspencer.com/Lindzen-and-Choi-GRL-2009.pdf> [Accessed: December, 2009]
- Lomborg, B, 2005. The Skeptical Environmentalist. p 335 (The Press Syndicate of the University of Cambridge)
- Loye, D, 2007. Darwin’s Lost Theory—Who We Really Are and Where We’re Going. Recommended by Loye after his personal conference presentation on 28.04.2006 and subsequent e-mail conversations. Benjamin Franklin Press
- Mann, ME, Bradley, RS and Hughes, WR, 1998. Global-scale Temperature patterns and climate forcing over the past six centuries, *Nature*, 392:779-87. In conjunction with Mann, Bradley and Hughes, 1999.
- Mann, ME, Bradley, RS and Hughes, WR, 1999. Northern hemisphere temperatures during the past millennium: Inferences, uncertainties, limitations, *Geophysica Research Letters*, 26:759-62. In conjunction with Mann, Bradley and Hughes, 1998.
- McIntyre, S, 2009a. Where did the IPCC 1990 Figure 7c Come From?, Climate Audit. <http://www.climateaudit.org/?p=3072> [Accessed: March, 2009]
- McIntyre, S, 2009b. The Deleted Portion of the Briffa Reconstruction. <http://www.climateaudit.org/?p=7844> and various articles on Briffa’s work. [Accessed: December, 2009]
- McIntyre, S., and R. McKittrick (2005), Hockey sticks, principal components, and spurious significance, *Geophys. Res. Lett.*, 32, L03710, doi:10.1029/2004GL021750. Summary available at <http://www.agu.org/pubs/crossref/2005/2004GL021750.shtml> [Accessed: December, 2009]
- McKittrick, R, PhD, 2008. Quantifying the Influence of Anthropogenic Surface Processes on Gridded Global Climate Data, Keynote Speech presented to the New York Conference on Climate Change, sponsored by The Heartland Institute, March, 2008
- McLean, J, 2007a. An Analysis of the Review of the IPCC 4AR WG I Report. *Science & Public Policy Institute* http://mclean.ch/climate/docs/IPCC_review_updated_analysis.pdf [Accessed: December, 2009]
- McLean, J, 2007b. Peer Review? What Peer Review? Failures of Scrutiny in the UN’s Fourth Assessment Report. Science & Public Policy Institute. http://folk.uio.no/tomvvs/esef/McLean_ipcc_review.pdf [Accessed: December, 2009]
- McLean, J, 2007c. Why the IPCC should be Disbanded. Science & Public Policy Institute. http://scienceandpublicpolicy.org/images/stories/papers/originals/mclean-disband_the_ipcc.pdf [Accessed: December, 2009]
- McLean, J, 2008. Prejudiced Authors, Prejudiced Findings—did the UN bias its attribution of “global warming” to humankind? Science & Public Policy Institute. http://www.heartland.org/custom/semod_policybot/pdf/23573.pdf [Accessed: December, 2009]
- McLean, J, 2009a. The IPCC Can’t Count its “Expert Scientists”—Author and Reviewer Numbers are Wrong, Update. International Climate and Environmental Change Assessment Project. http://mclean.ch/climate/docs/IPCC_numbers.pdf [Accessed: December, 2009]
- McLean, J, 2009b. Climate Science Corrupted: How the IPCC’s sponsor, the UNEP, and key IPCC individuals have misled governments into supporting the notion of manmade warming. Science & Public Policy Institute. http://scienceandpublicpolicy.org/originals/climate_science_corrupted.html [Accessed: December, 2009]
- McLean, J D, de Freitas C R and Carter, R M, 2009. Influence of the Southern Oscillation on Tropospheric Temperature, *Journal of Geophysical Research*, Vol. 114, D14104, doi:10.1029/2008JD011637.
- Michaels, P J, PhD, Editor, 2005. Shattered Consensus—The True State of Global Warming. (Rowman & Littlefield: Plymouth, UK)
- Michaels, P J, Balling, R C, 2009. Climate of Extremes: Global Warming Science They Don’t Want You to Know. Cato Institute.
- Monckton, Lord C, 2007a. 35 Inconvenient Truths—The Errors in Al Gore’s Movie. Science and Public Policy Institute. <http://scienceandpublicpolicy.org/monckton/goreerrors.html> [Accessed: March, 2009]
- Monckton, Lord C, 2007b. Apocalypse? No! DVD of speech presented to Cambridge University Union. Available from <http://scienceandpublicpolicy.org/apocalypseno-dvd.html> http://video.google.com/vid_eoplay?docid=5206383248165214524 [Accessed: March, 2009]
- Monckton, Lord C, 2009a. Climategate: Caught Green-Handed. Science and Public Policy Institute. <http://scienceandpublicpolicy.org/images/stories/papers/originals/Monckton-Caught%20Green-Handed%20Climategate%20Scandal.pdf> [Accessed: December, 2009]
- Monckton, Lord C, 2009b. Excerpt from Milwaukee speech. <<http://www.youtube.com/watch?v=PMe5dOgbu40>> [Accessed: December, 2009]
- Monckton, Lord C, 2009c. Radio interview by Alan Jones. http://2gb.com.au/index2.php?option=com_newsmanager&task=view&id=4998 [Accessed: December, 2009]

- Monckton, Lord C, 2009d. Lord Monckton on Climategate: Whistleblower, Not a 'Hacker'. http://www.youtube.com/watch?v=Fb_7X_5acic [Accessed, December, 2009]
- Montessori, M, 1967. *The Discovery of the Child*. Fides Publishers and Ballantine Books, USA.
- NIPCC, 2009. *Climate Change Reconsidered*. Edited by Singer S F, PhD and Idso, C D, PhD. <http://www.nipccreport.org/index.html> [Accessed: December, 2009]
- NOAA Satellite and Information Service of the USA's national Oceanic and Atmospheric Agency, 2009. <http://www.ncdc.noaa.gov/oa/climate/globalextremes.html> [Accessed: December, 2009]
- Plimer, I, 2001. *A Short History of Planet Earth*, p 128 (ABC Books, Sydney, Australia)
- Plimer, I, 2009. *Heaven & Earth - Global Warming: The Missing Science*, Connor Court Publishing, 2009.
- Roberts, Prof, H, 1989. Lectures and discussions on statistics, University of Chicago Graduate School of Business
- Roberts, M I, 1999. Driving Managerial Behaviour for High Performance. Paper presented to the American Society for Quality Annual Conference, June, 1999. Milwaukee, WI, USA)
- Roberts, M I, 2000. Managing Change in Turbulent Times, adapted from papers presented at various industry conferences and published in various professional journals internationally. Available from the author. catalyst@eis.net.au
- Rosenberg, M, 2000. NonViolent Communication: A Language of Compassion. Various pages. (PuddleDancer Press, Encinitas, CA, USA)
- Seitz, F, 2007a. and comments in Open Letter published by The Wall Street Journal, Wednesday, June 12, 1996.
- Seitz, F, 2007b. Letter accompanying Global Warming Petition Project. http://www.petitionproject.org/seitz_letter.php [Accessed: March, 2009]
- Siddons, A, 2008. E-mail discussion with reference to UN IPCC Man-Made Emissions Grossly Overstated citing data from USA Department Of Energy Report, 2005. Emissions of Greenhouse Gases in the United States which in turn cites UN IPCC data. http://www.tech-know.eu/uploads/IPCC_deception.pdf Accessed, February, 20
- Singer, S F PhD, Editor for NIPCC, 2008. *Nature, Not Human Activity Rules the Climate*. Produced by the Nongovernmental International Panel on Climate Change as a Science and Environmental Policy Project and published by The Heartland Institute, page 24
- Singer, S F, PhD and Avery, DT, 2007. *Unstoppable Global Warming—Every 1,500 Years*. (Rowman & Littlefield: Plymouth, UK)
- Solomon, L, 2008. *The Deniers: The World-renowned scientists who stood up against global warming hysteria, political persecution and fraud And those who are fearful to do so*. Richard Vigilante Books, USA.
- Spann, J, 2007. Proponents of Man-Made Climate Fears Enjoy Monumental Funding Advantage over Skeptics. International Climate and Environmental Change Assessment Project http://icecap.us/index.php/go/joes-blog/proponents_of_man_made_climate_fears_enjoy_monumental_funding_advantage_ove/ [Accessed March, 2009]
- Spencer, R, PhD, 2007. A Report from the Global Warming Battlefield. Technology Commerce Daily. <http://www.tcsdaily.com/article.aspx?id=081307B> [Accessed March, 2009]
- Spencer, R, PhD, 2008. Keynote Speech presented to the New York Conference on Climate Change, sponsored by The Heartland Institute, March, 2008
- Stossel, J, 2008. Freedom and its Enemies. Keynote Speech presented to the New York Conference on Climate Change, sponsored by The Heartland Institute, March, 2008
- Taylor, J, 2007. British court rules 'Inconvenient Truth' represents 'Partisan Political Views,' requires school disclaimer [online]. Available from: <http://www.prnewswire.com/cgi-bin/stories.pl?ACCT=109&STORY=/www/story/10-09-2007/0004678743&EDATE=> [Accessed December, 2009]
- UN FCCC, 2009 and various. United Nations Framework Convention on Climate Change <http://www.globalclimatescam.com/documents/un-fccc-copenhagen-2009.pdf> [Accessed December, 2009] http://unfccc.int/essential_background/convention/items/2627.php [Accessed December, 2009] http://unfccc.int/kyoto_protocol/items/2830.php [Accessed December, 2009]
- UN IPCC, 1990. UN IPCC First Assessment Report, 1990. Received from Chip Knappenberger, March, 2009. <http://www.ipcc.ch/ipccreports/assessments-reports.htm><http://www.ipcc.ch/ipccreports/assessments-reports.htm>
- US Senate Committee on Environment and Public Works, 2008. Climate Momentum Shifting: Prominent Scientists Reverse Belief in Man-made Global Warming - Now Skeptics http://www.epw.senate.gov/public/index.cfm?FuseAction=Minority.Blogs&ContentRecord_id=10fe77b0-802a-23ad-4df1-fc38ed4f85e3 [Accessed: December, 2009]
- Wheeler, D J and Chambers, D S, 1992. *Understanding Statistical Process Control*, Second Edition. SPC Press, Knoxville, TN, USA
- Wheeler, D J, 1993. *Understanding Variation—The Key to Managing Chaos*. SPC Press, Knoxville, TN, USA
- Wishart, I, 2009. *Air Con—The Seriously Inconvenient Truth About Global Warming. Howling At The Moon Publishing, New Zealand*.
- Wood, R W, 1909. Note on the Theory of the Greenhouse, *Philosophical Magazine*, Vol 17, pp 319-320. XXIV. (Communicated by the Author). Made available at <http://sci.tech-archive.net/Archive/sci.physics/2008-04/msg00498.html>, [Accessed February, 2009]
- WUWT, 2009. Picking out the UHI in Climatic Temperature Records - so Easy a Sixth Grader can do it. Watt's Up With That? <http://wattsupwiththat.com/2009/12/09/picking-out-the-uhi-in-global-temperature-records-so-easy-a-6th-grader-can-do-it/> [Accessed December, 2009]